

INFO **EDUARD**

Vol 17, February 2018

ISSUE 93



price US \$ 0.00



eduard

INFO EDUARD

ISSUE 93



© Eduard - Model Accessories, 2018

FREE FOR DOWNLOAD, FREE FOR DISTRIBUTION!

This material may only be used for personal use. No part of the text or graphic presentations can be used in another publication in any other media form or otherwise distributed without the prior written permission of Eduard - Model Accessories and authors involved.

Editorial and Graphics - Marketing department, Eduard - Model Accessories, Ltd.

FEBRUARY 2018

CONTENTS

EDITORIAL - 4

KITS - 6

Spitfire HF Mk.VIII ProfiPACK 1/48
UTI MiG-15 SUPER44 1/144
Fokker E.II Weekend Edition 1/48
MERSU Limited edition 1/48

BRASSIN - 16


PHOTO-ETCHED SETS - 24

BIGED - 33

RELEASE - 32
February 2018

BUILT - 34
MERSU 1/48
Fokker E.II 1/48
Bf 109G-14 1/48

ON APPROACH - 38
March 2018



EDITORIAL

Dear friends and fellow modellers,

Greetings from Bavaria's Nuremberg, our stall numbered B75 in Hall 7. That is our complete location where we can be found at the toy fair today, tomorrow and the day after, with the short exception of Friday between 1:30 and 3:30 in the afternoon. Between those hours, our entire contingent will be conducting our traditional press conference in the Stockholm room in the Service Centre North section. We invite everyone who attends the Nuremberg Toy Fair to come by and visit!

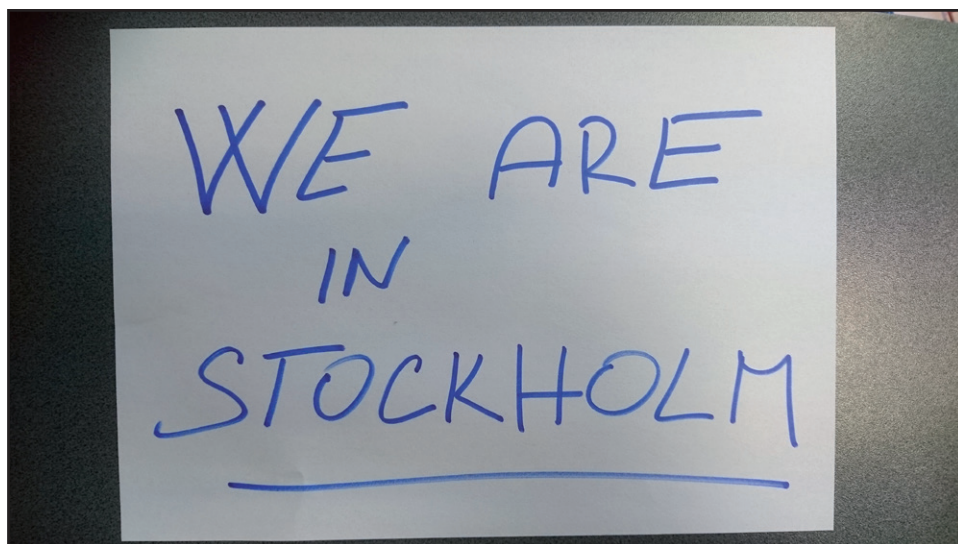
Our stall is this year decorated in the spirit of the seventies in keeping with the main attraction of our display, the 1/72 scale MiG-21MF. It's release is coming up fast, and it is slated for May 1st, an appropriate date for such an item. Nuremberg offers the first actual look at the plastic in person and is well worth it because, as we all know, no amount of CAD drawings, screenshots, Facebook posts or similar such modern little technical BS is any substitute for a little cuddle with freshly pressed plastic. In this case, the plastic is still nice, warm, as the first of these came off the machines immediately before departure to the fair. The plastic for other significant new items planned for 2018 are not yet being displayed, but their time will come at shows over the second half of the year. In all likelihood, the Bf 109G-10 will be introduced at Kit Salon Nymburk in Lysa nad Labem and will be available for purchase at the IPMS Nationals in Phoenix, Arizona. The Tempest will come at



E-day on September 28, 2018, also at Lysa nad Labem.

We do have some other fresh new releases with us to show in Nuremberg, starting off with the MERSU and the Spitfire HF Mk.VIII, which are new for February. You can read more about these items in this newsletter. Of course, we are not neglecting the newly tooled line of 48th scale Fw 190As, and besides the already released versions, we are preparing a new one, the two-cannon Fw 190A-5, for March. And while on the subject of March releases, another of our little gems can be viewed, this being the RIDERS IN THE SKY 1944 Limited Edition boxing dedicated to the Liberator GR Mk.III and GR Mk.V in Coastal Command RAF service from 1943 to 1945. The major part of the decal sheet and the accompanying publication will be dedicated to No.311 (Czechoslovak) Squadron, which will probably be easily forgiven by the home market. As a side-note, a former radar operator from 1943 on on these aircraft, Mr. Kafka of said squadron, visited Eduard in January. A description of his visit and a little about the man himself is included in this newsletter along with the relevant introduction to the model kit being developed.

Most of the attention of modellers, the press and retailers at shows is directed at model kits. Accessories, photoetched sets, masks and Brassins usually stay in their shadows despite being the most significant parts of our catalogue. This is because they tend to operate on a quantitative level, and it's rare for an aftermarket product to evoke the same level of intensive discussion. This year, we have no shortage of items in this category with two new lines of products that hold pretty high promise. The first of these are T-FACE masks that are applicable to both the outside and inside surfaces of clear parts and you can now try these out for yourselves as the first ones are being released for Revell's 1/32 scale Mustang. These have been available since January, but in the beginning were not labelled as such. The second line, although still in the pre-production development stage, shines by virtue of its potential to significantly raise the level of any model you set out to build. These will hit the market through the second quarter of the current year under the name EDUARD LOOK. And what exactly is this, you ask? It is a combination of current generation coloured steel seatbelts and coloured resin instrument panels. The belts are pre-painted, as noted, and weathered and the panels, besides also being pre-painted, have lenses over the instrument dials. The packages will typically include the instrument panel, easily installed in the model without the need of cutting, grinding or sanding, and a set of belts for which the same can be said. Both will be well visible in their appropriate kits, and both will substantially raise the standard of the model without major work and at a reasonable expense. What else can be offered? Well, at the moment, we are contemplating the inclusion of gunsights, so it appears that there is always the potential to



expand the horizon, no?

As promised, in January we raised the level of activity with respect to releases for the BFC. In February, this continues with the BFC MERSU which will include the well known postwar sharkmouthed G-6, and two publications („The Boys are Back“ and „Aussie Eight“, both in their second edition). There are some forthcoming decal sheets and a list of HGW Wet Transfers, this time for the Spitfire HF Mk.VIII. We decided to release a T-shirt to go along with the MERSU in co-operation with the firm Rezava Vrtule (The Rusty Propeller). And while on the topic of T-shirts, there is also one being readied for the RIDERS IN THE SKY.


It's a good policy to never give the guests too much access to the kitchen and this applies to within the home as well. In our family, this evokes the memory of a certain cousin Vaclav, who as a child loved spinach up to the moment he found his way to the kitchen when, as it happe-

ned, spinach was being prepared my aunt. His curiosity led to questions and those led to answers, and those answers led to his decision that he would not stoop to eating grass, and since that time he avoided spinach completely. This is a story that often comes to my mind whenever a Facebook comment appears regarding a new boxart stating that although the artwork is good, it suffers from a distinct „computergraphic“ look. This, I admit, has been on my mind. I have no desire to criticize anyone's personal aesthetic standards, but I do get the feeling that the argument is based in the notion that these works of art are somehow inferior because they are more of a result of a computer program or a computer game screenshot than of an artist. If it were that easy, we would be inundated with people who produce such art. There are relatively few who are really good at it and their numbers probably correspond to the same

numbers of those who previously were really good at handling pencils and brushes. Perhaps, it's really not that easy? Maybe it was never that easy. Previously, it was a matter of overpainting a photographic template, and how difficult could that possibly be? Maybe I will invite Vaclav over for some spinach and ask him if he now realizes that grass in not grass is not grass. And if not, I will advise him not to go into the kitchen, because otherwise he will be missing a lot. My aunt's spinach is actually amazing!

My friends, as always I hope you enjoy reading this month's newsletter and I hope to see you at our stall in Nuremberg. I know that inspiration here will not be in short supply, going by the mood and pleasant atmosphere.

Vladimir Sulc



Lt.Col. Jiří Kafka in Eduard

On Wednesday, January 17, 2018, we were visited by a veteran from the 311th Czechoslovak Squadron RAF, Lt. Jiří Kafka, former radar operator and shooter at Liberators Coastal Command.

Lt. Kafka, who flew several hundred hours of operative anti-submarine patrols between 1943 and 1945, got to England in 1939 as one of Winton's children.

The visit, organized by Mr. Stanislav Černý, took place at the time of finalizing the Riders of the Sky 1944 project (Liberator GR Mk.III and Mk.V Coastal Command RAF). During the inspection of the construction and production areas of the company, Mr. Kafka of course was mostly interested in places where his „Liberator“ was presented.



Lt. Kafka with his partner Doc. Machacova and Stanislav Černý were welcomed by Eduard CEO Vladimír Šulc.

Retired Colonel Jiří Pavel Kafka

was born on May 5, 1924, in Prague in Czechoslovakia. His family was of Jewish extraction, his father worked as a lawyer and was also the chairman of the Jewish community in Prague, his mother was a housewife. Jiří Pavel Kafka attended elementary school and later grammar school. Thanks to the providence of his father, Jiří and his siblings managed to travel to England on the so-called Winton train (June 28, 1939) shortly before the outbreak of the Second World War. In England, Jiří Pavel Kafka and his brother at first ended up in a camp for refugee children in Ipswich. But later, thanks to his father, who fortuitously came to England and then worked as head of the Nečas ministry for economic recovery in the Beneš exile government, the two brothers got on a summer school and subsequently on a high school in Cheltenham. However, Jiří Pavel

Kafka grew tired of studying and thus he went into business, taking an apprentice at the company Sigmund Pumps. Then, on June 13, 1942, he resolved to join the army. For approximately three months, he served in the Czechoslovak land army, he completed basic training and then was accepted to the Royal Air Force (RAF). He attended training in Wales, Scotland and the Bahamas and was ranked as a gunner and radio operator in the 311th Fighting Wing, where he served between September 3, 1942 and September 19, 1945. His crew operated over the Bay of Biscay, the North Sea and the Atlantic. Their task was to accompany Allied convoys and destroy enemy ships and submarines. In 1945, he returned to Czechoslovakia where he found his mother, who had survived the Lodz ghetto, the Auschwitz concentration camp and then

a camp in northern Bohemia. However, Jiří Pavel Kafka left Czechoslovakia again in 1947 and he went back to England. In 1949, he visited his native country for the funeral of his father, but didn't remain in the country permanently. In England, he lived with his brother and then they were joined by their mom. Jiří Pavel Kafka, together with a friend, founded a company for the import of components for the manufacture of jewelry. However, he became influenced by Zionism, and thus in 1960, he and his wife decided to move to Israel. In Israel, he became active in the real estate business, renting, buying and rebuilding houses. He continued to work in this field even after 1968, when he returned to England. In 1986, his mother died, followed by his wife in 1988, and so he decided to return to Czechoslovakia in 1990. Jiří Pavel Kafka currently lives in Prague.

This curriculum vitae has been prepared within project Post Bellum, Memory of Nations.

Post Bellum / how to support: http://www.pametnaroda.cz/page/index/title/donate?locale=en_GB

More information about Lt. Col. Jiri Kafka:

zidovskelisty.info/2016/01/15/valecny-osud-jiriho-kafky-mezii-wintonovym-vlakem-a-raf/

http://www.pametnaroda.cz/witness/photo/id/405?locale=cs_CZ

www.seniorum.cz/nase-vzpominky/hlasy-hrdinu/6872-podplukovnik-v





Lt. Kafka took a look at the sample of the „Riders in the Sky 1944“ book, which will be part of the Limited edition kit Nr. 2121 (March 2018).



With Martin Nademlejnsky Mr. Kafka also went through some of the sources used for the preparation of the camouflage schemes and decals. He even recognized himself on one of the photographs in the „B-24 Liberator in RAF Coastal Command Service“ book by JAPO.




Karel Vorlicek presented to the guests the camouflage schemes of the prepared machines. Even after more than 70 years, at the age of 94, Mr. Kafka has been able to add a number of interesting information about the Liberators.

eduard

RIDERS IN THE SKY 1944

LIBERATOR GR Mk.III AND GR Mk.V IN THE RAF
COASTAL COMMAND SERVICE

1/72




SELECTION FROM 13 MARKING OPTIONS

- Hasegawa plastic parts
- Two unique plastic sprues by Eduard (NEW TOOL)
- Eduard photo-etched details and painting mask
- Cartograf printed decals for 13 marking options of RAF Coastal Command Liberators GR Mk.III and GR Mk.V
- A2 size boxart print by Piotr Forkasiewicz
- 76 pages book by Pavel Türk and Pavel Vančata related to the theme (in Czech language, English text available on Eduard website) with focus to No. 311 (Czechoslovak) Squadron RAF

LIMITED EDITION #2121

March 2018
www.eduard.com



ENJOY THE



**NÜRNBERGER
EXPRESS**

ON EDUARD WEBSTORE

15% OFF

(20% for BFC)

29 JAN - 6 FEB

**INCLUDING FEBRUARY
NEW PRODUCTS**

Spitfire HF Mk.VIII

1/48

ProfiPACK

edition



1/48, Cat. No. 8287

- plastic parts Eduard
- photo-etch set
- painting mask
- decals Eduard
- 5 markings

[Product Page](#)

RECOMMENDED:

49074 Spitfire Mk.VIII seatbelts SUPERFABRIC (PE-Set)

48834 Spitfire Mk.VIII landing flaps (PE-Set)

48835 Spitfire Mk.VIII surface panels (PE-Set)

49708 Spitfire Mk.VIII (PE-Set)

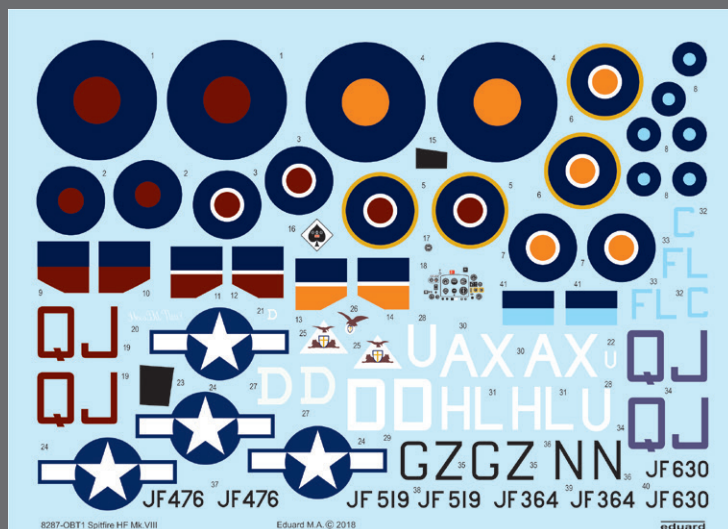
648099 Spitfire exhaust stacks fishtail (Brassin)

648115 Spitfire wheels - 4 spoke (Brassin)

648118 Spitfire wheels - 4 spoke w/pattern (Brassin)

648120 Spitfire - radio compartment (Brassin)

648133 Spitfire 30gal slipper tank (Brassin)




648199 Spitfire Mk.VIII cockpit (Brassin)


648200 Spitfire Mk.VIII engine (Brassin)

648201 Spitfire Mk.VIII gun bays (Brassin)


648338 Spitfire Mk.VIII top cowl (Brassin)



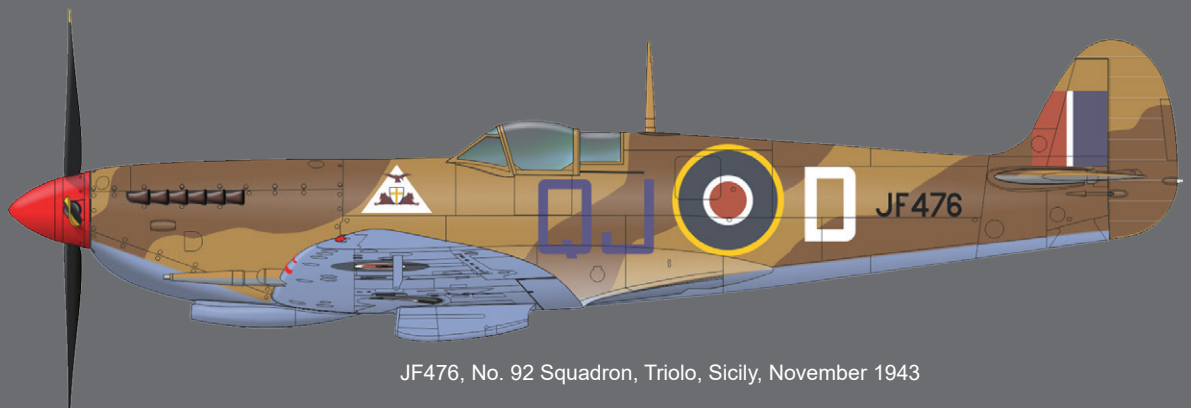
JF519, No. 1 Squadron SAAF, Trigno, Italy, February 1944



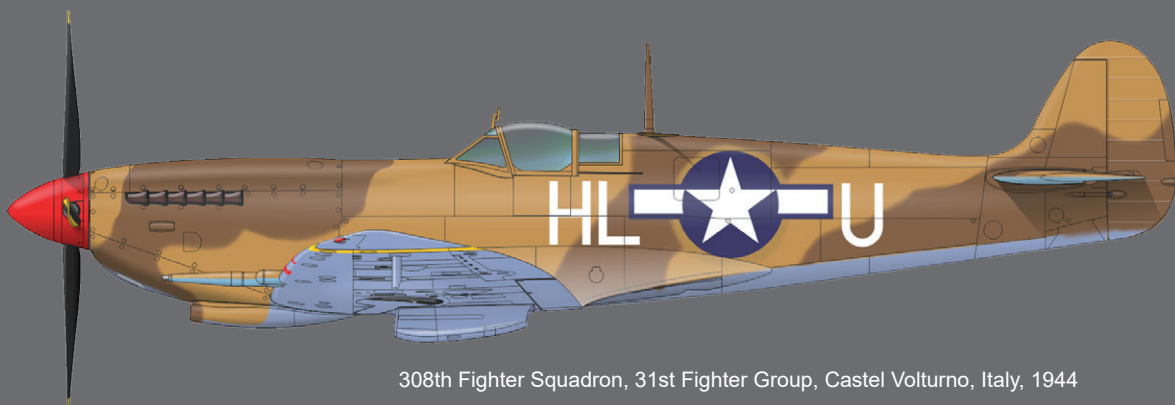
JF630, F/O L. Cronin, No. 81 Squadron, Palel, India, March 1944



JF364, No. 32 Squadron, Foggia, Italy, early 1944



JF476, No. 92 Squadron, Triolo, Sicily, November 1943



308th Fighter Squadron, 31st Fighter Group, Castel Volturno, Italy, 1944

UTI MiG-15

1/144
Dual Combo



Martin Lébl XII 2017

1/144, Cat. No. 4444

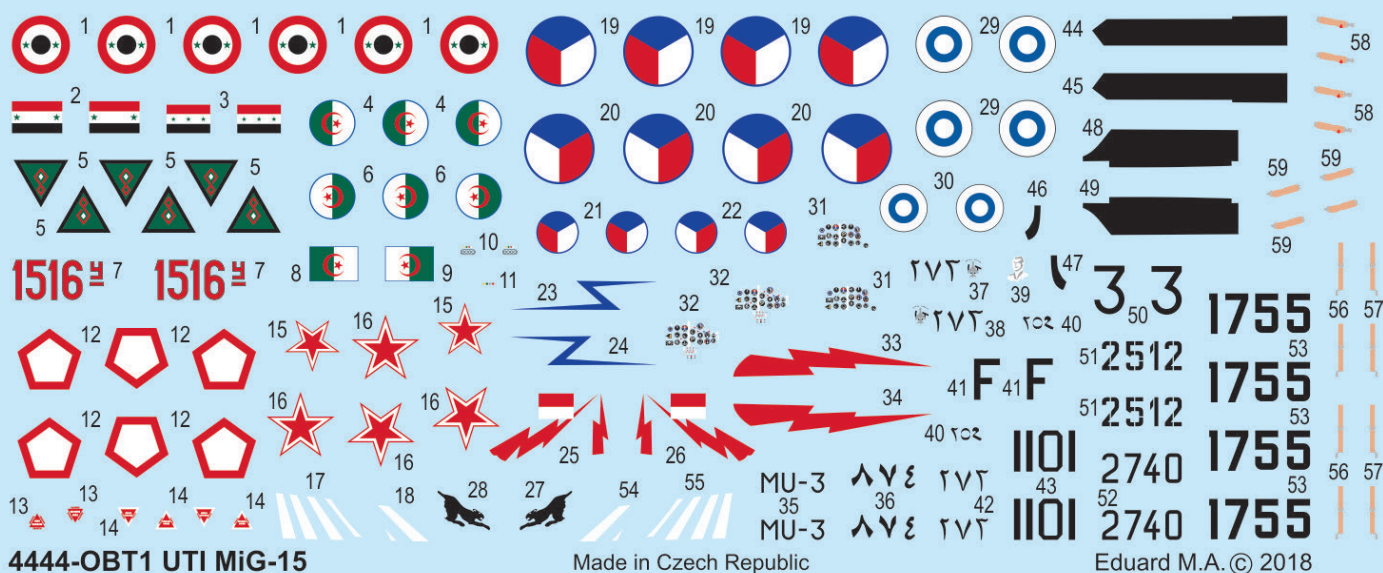
- plastic parts Eduard
- painting mask
- decals Eduard
- 8 markings

SUPER44

RECOMMENDED:

144009 UTI MiG-15 (PE-Set)

[Product Page](#)



4444-OBT1 UTI MiG-15

Made in Czech Republic

Eduard M.A. © 2018



UTI MiG-15, Air Museum Prague – Kbely, Czechoslovakia, end of 1960s




UTI MiG-15, Soviet Union, 1960s through the 1970s




UTI MiG-15, c/n 922226, Hävittäjälentolaivue 31, Rissala Air Base, Finland, Late 1960s




UTI MiG-15, Indonesian Air Force, Jakarta-Kemajoran Air Base, Indonesia, 1960s



UTI MiG-15, Syrian Air Force



UTI MiG-15, Iraqi Air Force, 1980s



UTI MiG-15, Algerian Air Force, 1960s through the 1980s



UTI MiG-15, 18. sbolp, Pardubice, Czechoslovakia, September 1962



#11114

1/48

MERSU

1/48, Cat. No. 11114

- plastic parts Eduard
- photo-etch set
- painting mask
- decals Eduard
- 10 markings

Product Page

RECOMMENDED:

48885 Bf 109G-6 (PE-Set)

48913 Bf 109G-2 upgrade set (PE-Set)

49093 Bf 109G seatbelts FABRIC (PE-Set)

49094 Bf 109G seatbelts SUPERFABRIC (PE-Set)

49095 Seatbelts Luftwaffe WWII fighters STEEL (PE-Set)

648239 Bf 109G-6 radio compartment (Brassin)

648240 Bf 109G-6 cockpit (Brassin)

648245 W.Gr.21 for Bf 109 (Brassin)

648246 Bf 109 cannon pods (Brassin)

648247 Bf 109G exhaust stacks (Brassin)

648255 Bf 109G-6 propeller (Brassin)

648257 Bf 109G-2/4 radio compartment (Brassin)

648265 Bf 109G external fuel tanks (Brassin)

648295 Bf 109G-2 wheels (Brassin)

648309 Bf 109G undercarriage legs BRONZE (Brassin)


648310 Bf 109G control surfaces (Brassin)

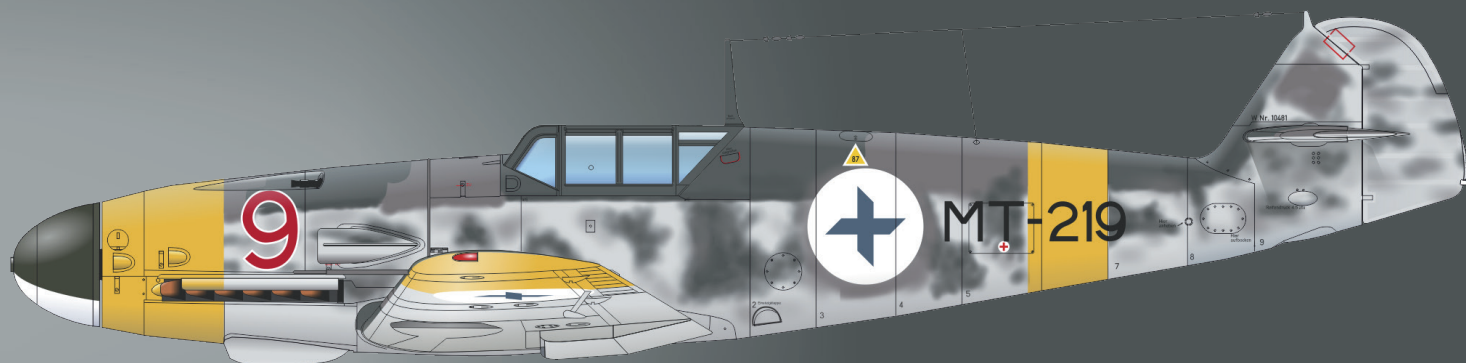
EX509 Bf 109G camo scheme - Mtt (Mask)

EX510 Bf 109G camo scheme - Erla (Mask)

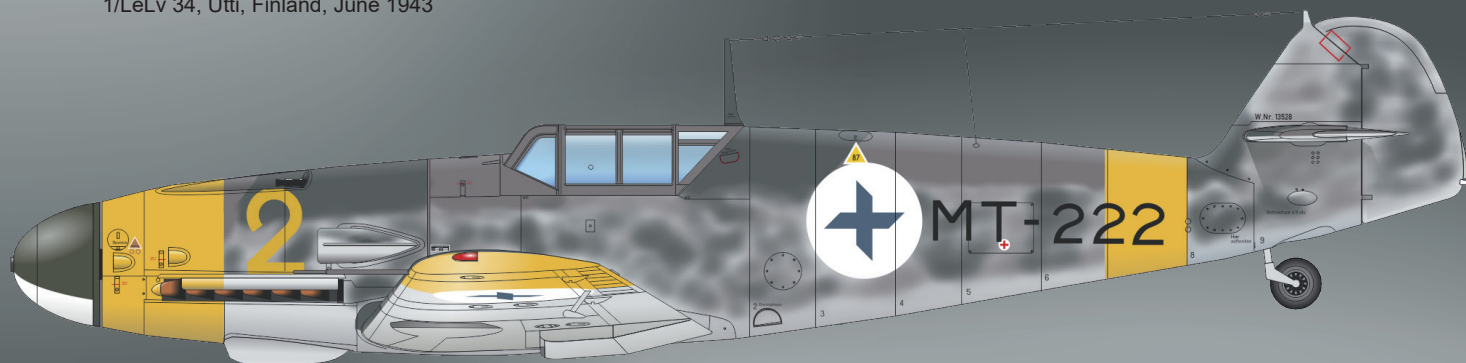
EX511 Bf 109G camo scheme - WNF (Mask)

EX512 Bf 109G spinner spirals (Mask)

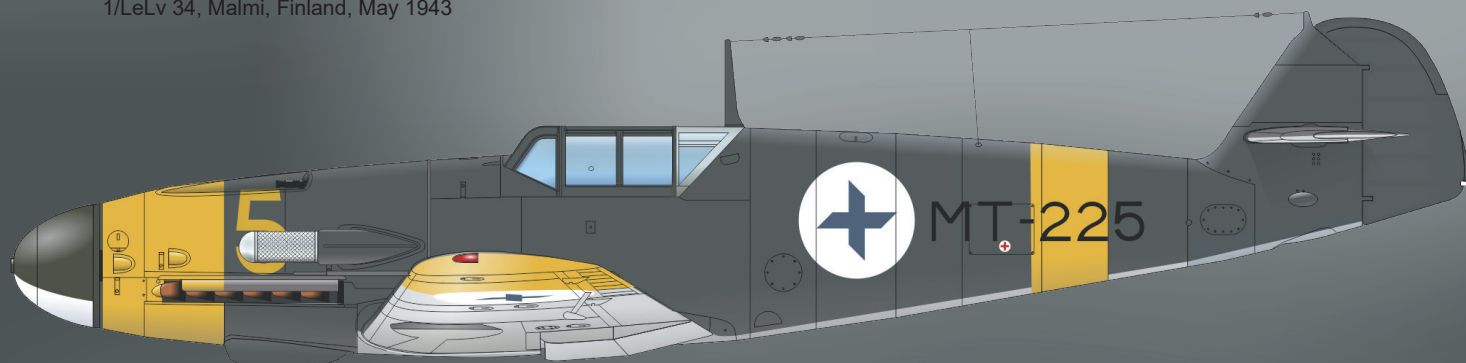





Bf 109G-2, MT-219, lentomestari (Warrant Officer) Yrjö Turkka,
1/LeLv 34, Utti, Finland, June 1943



Bf 109G-2, MT-222, lentomestari (Warrant Officer) Ilmari Juutilainen,
1/LeLv 34, Malmi, Finland, May 1943



Bf 109G-2, MT-225, luutnantti (Lieutenant) Lauri Nissinen, 1/HLeLv
24, Suulajärvi, Finland, April 1944



Bf 109G-2, MT-230, kapteeni (Captain) Jaakko Puolakkainen,
2/HLeLv 28, Värtsilä, Finland, August 1944



Bf 109G-6, MT-423, ylikersantti (Staff Sergeant) Hemmo Leino, 1/HLeLv 34, Kymi, Finland, June 1944


1/48

MERSU



Camo J

built by Jan Novotný



Bf 109G-6, MT-508, luutnantti (Lieutenant) Arvo Arima, HLeLv 31, Air Race, Utti, Finland, June 1950


Utti air base had a mid-summer festival open day on June 23rd, 1950. It held an air show, to which participated a total of twelve Messerschmitts, from both HLeLv 31 and HLeLv 33. It culminated at 7 pm to an American Reno style air race around the pole with four specially marked planes. MT-508 was plane B and at the controls was luutnantti Arvo Arima. He received the flying training in 1940-41 and flew as a reconnaissance pilot with LeLv 14 until demobilized on November 12th, 1944. In 1947-51 he enlisted again with HLeLv 31. Arima died on July 18th, 1977.

The MT-508 also took part in the races; this aircraft was equipped with longer tailwheel leg. The camouflage of this aircraft is complemented by distinguishing marking in a form of blue and white squares forming a chessboard on the fuselage; there is a letter B on the fuselage and on top of the port wing, where it is accompanied by other white complements, which were also painted on the left tail part. Regarding the fact that the racers flew in circles, the historians came to conclusion that the aircraft the racers flew were marked on the left side only.

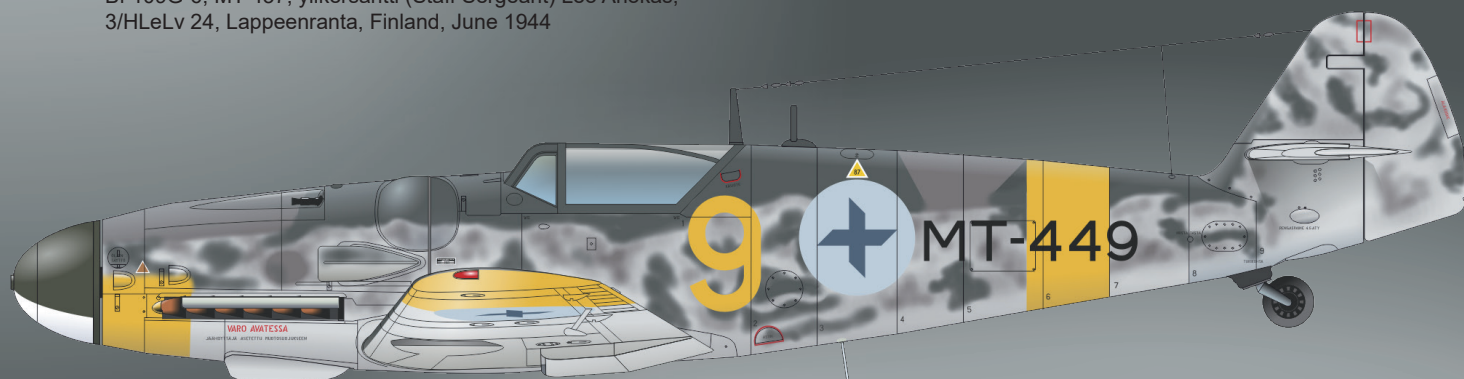


[Product Page](#)

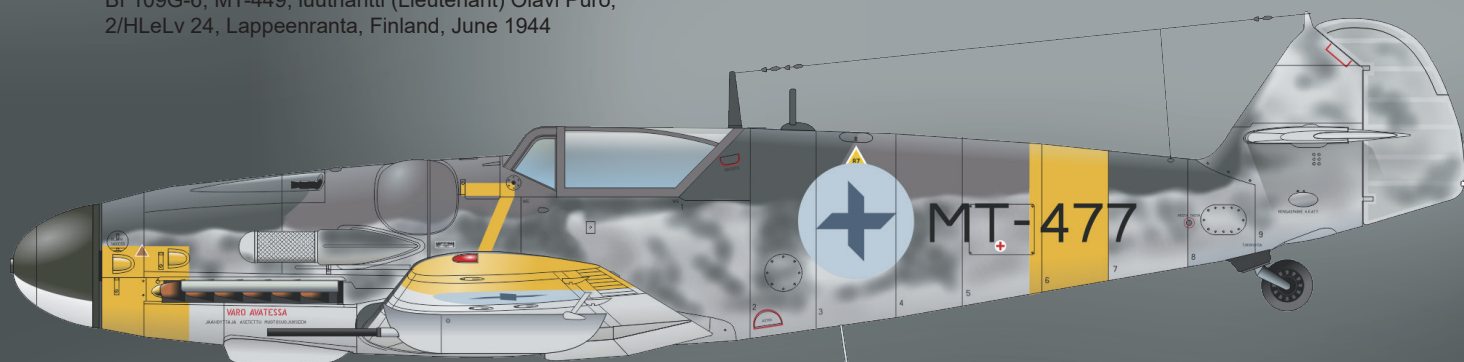
Cat. No. 11114




Bf 109G-6, MT-437, ylikersantti (Staff Sergeant) Leo Ahokas,
 3/HLeLv 24, Lappeenranta, Finland, June 1944




Bf 109G-6, MT-449, luutnantti (Lieutenant) Olavi Puro,
 2/HLeLv 24, Lappeenranta, Finland, June 1944



Bf 109G-6, MT-477, luutnantti (Lieutenant) Mikko Pasila,
 1/HLeLv 24, Utti, Finland, September 1944



Bf 109G-6, MT-477, HLeLv 31, Utti, Finland, summer 1948



Bf 109G-6, MT-508, luutnantti (Lieutenant) Arvo Arima,
 HLeLv 31, Air Race, Utti, Finland, June 1950


WEEKEND edition

Fokker E.II

1/48, Cat. No. 8451



Fokker E.II 69/15, flown by Lt. K. von Crailsheim, Feldfliegerabteilung 53, Western Front, October 1915




Fokker E.II, 68/15, flown by Lt. Brückmann, Armeeabteilung Gaede, Western Front, late 1915/ early 1916

- 2 markings
- decals Eduard

Product Page

RECOMMENDED:

8156 Fokker E.II (PE-Set)



8451-OBT1 Fokker E II

Made in Czech Republic

Eduard M.A. © 2018

Fokker E.II

Fokker E.II, 68/15, flown by Lt. Brückmann, Armeeabteilung Gaede, Western Front, late 1915/ early 1916

This Fokker E.II 68/15 was destroyed on landing by Leutnant Brückmann. Black and white stripes place this aircraft in the services of Armeeabteilung Gaede on the Alsatian Front. The black rudder was likely a marking of Kampfeindeker Halbabteilung FFA9b. From this unit came KEK Ensheim, the base unit for the future Jasta 16.

1/48



NEW RELEASE

Camo B

built by Martin Jirkal



[Product Page](#)

Cat. No. 8451

Fokker E.II 69/15, flown by Lt. K. von Crailsheim, Feldfliegerabteilung 53, Western Front, October 1915

The road to the air force was typical for Leutnant Kurt von Crailsheim. After being wounded with Infanterie-Regiment Nr. 120 (2.Württembergisches), he was deemed unfit for further field duty, and was transferred to the air force. After passing flight training, he joined the ranks of FFA 53 as a pilot, where he downed a french Voisin of VB114 on September 22nd, 1915. In October, he began flight duty with the Fokker E.II 69/15. According to some sources, it was in this aircraft that he suffered a forced landing on December 12th, 1915, succumbing to his wounds on January 4th, 1916.


Fokker E.II

1/48



NEW RELEASE

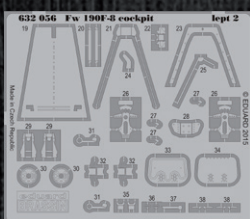
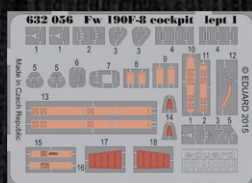
Camo A built by Pavel Zimandl



[Product Page](#)

Cat. No. 8451

02/2018



Brassin set - cockpit for
Fw 190A-8/R11 nightfighter
in 1/32 scale. Recommended
kit: Revell

Set contains:

- resin: 24 parts,
- decals: yes,
- photo-etched details: yes,
pre-painted,
- painting mask: no.

[Product Page](#)

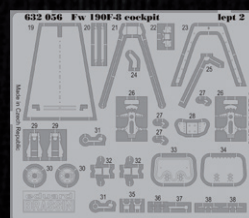

632119 **Fw 190A-8 cockpit** 1/32 Revell

Brassin set - cockpit for
Fw 190A-8 in 1/32 scale. Reco-
mmended kit: Revell

Set contains:

- resin: 28 parts,
- decals: yes,
- photo-etched details: yes,
pre-painted,
- painting mask: no.

[Product Page](#)




632116 P-51D wheels 1/32 Revell

Brassin set -undercarriage wheels for P-51D in 1/32. Easy to build, replaces plastic parts. Recommended kit: Revell

Set contains:

- resin: 7 parts,
- decals: no,
- photo-etched details: no,
- painting mask: yes.

[Product Page](#)




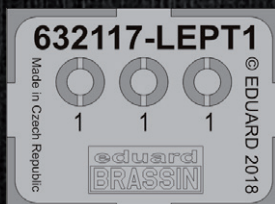
632117 P-51D propeller 1/32 Revell

Brassin set - Hamilton Standard propeller for P-51D in 1/32. Easy to build, replaces plastic parts. Recommended kit: Revell

Set contains:

- resin: 8 parts,
- decals: no,
- photo-etched details: yes,
- painting mask: no.

[Product Page](#)




632118 P-51D exhaust stacks 1/32 Revell

Brassin set - exhaust stacks for P-51D in 1/32 scale. Easy to build, replaces plastic parts. Recommended kit: Revell

Set contains:

- resin: 2 parts,
- decals: no,
- photo-etched details: no,
- painting mask: no.

[Product Page](#)



648364

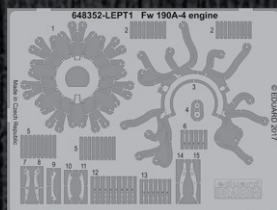
Fw 190A-3 engine

1/48 Eduard

Brassin set - engine for Fw 190A-3 in 1/48 scale. The cowling is included. Recommended kit: Eduard

Set contains:

- resin: 22 parts,
- decals: no,
- photo-etched details: yes,
- painting mask: no.

[Product Page](#)


648383


AGM-154A/C Block I

1/48

Brassin set - AGM-154A/C Block I air-to-ground guided missile in 1/48 scale. Used on F/A-18. Set consists of two missiles.

Set contains:

- resin: 24 parts,
- decals: yes,
- photo-etched details: no,
- painting mask: no.

[Product Page](#)


672162


AN/ALQ-131 (shallow) ECM pod

1/72

Brassin set - ECM pod AN/ALQ-131 (deep) in 1/72 scale. Used on A-7, A-10, F-4, F-16, F-111, C-130 aircraft.

Set contains:

- resin: 3 parts,
- decals: yes,
- photo-etched details: no,
- painting mask: no.

[Product Page](#)


672163

AN/ALQ-131 (deep) ECM pod

1/72

Brassin set - ECM pod AN/ALQ-131 (deep) in 1/72 scale. Used on A-7, A-10, F-4, F-16, F-111, C-130 aircraft.

Set contains:

- resin: 3 parts,
- decals: yes,
- photo-etched details: no,
- painting mask: no.

[Product Page](#)


672166


GBU-12

1/72

Brassin set - GBU-12 bomb - 4 pieces of US laser-guided aerial bomb GBU-12 Paveway II in 1/72 scale.

Set contains:

- resin: 12 parts,
- decals: yes,
- photo-etched details: yes,
- painting mask: no.

[Product Page](#)


672167

P-40N wheels

1/72 Special Hobby

Brassin set - undercarriage wheels for P-40N in 1/72 scale. Easy to build, replaces plastic parts. Recommended kit: Special Hobby

Set contains:

- resin: 3 parts,
- decals: no,
- photo-etched details: no,
- painting mask: yes.

[Product Page](#)


672168




P-40E wheels

1/72 Special Hobby

Brassin set - undercarriage wheels for P-40E/Kittyhawk Mk.I in 1/72 scale. Easy to build, replaces plastic parts. Recommended kit: Special Hobby

Set contains:

- resin: 3 parts,
- decals: no,
- photo-etched details: no,
- painting mask: yes.

[Product Page](#)
**E-BUNNY'S SQUAT**

SIN63211

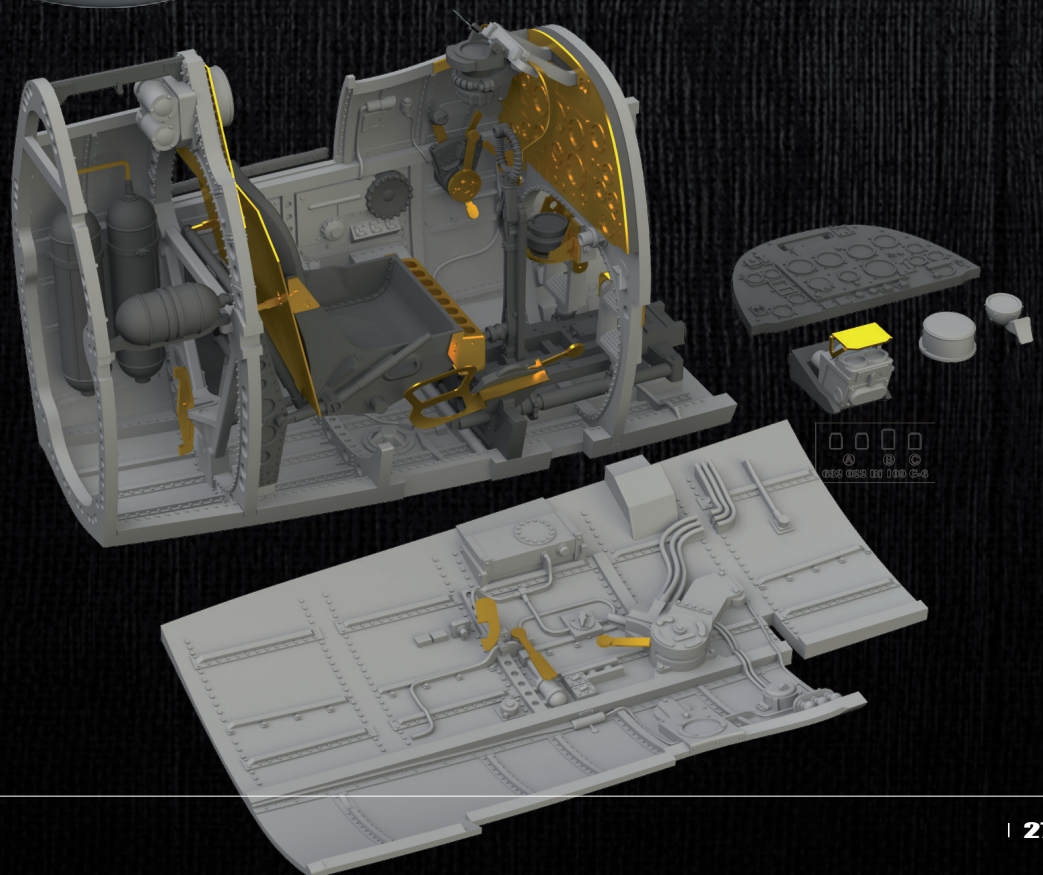
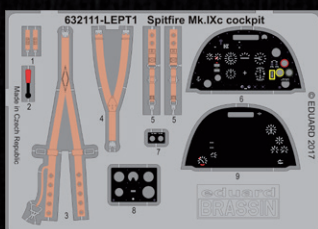
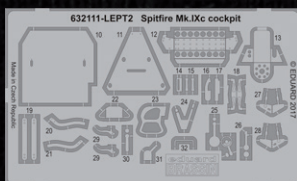
Spitfire Mk.IXc

1/32 Revell

Collection of 4 Brassin sets for Spitfire Mk.IXc in 1/32 scale by Revell.

- cockpit,
- undercarriage legs BRONZE,
- wheels, 5-spoke,
- exhaust stacks - fishtail.

All sets included in this BIG SIN are available separately, but with every BIG SIN set you save up to 30%.

[Product Page](#)


SIN64836

P-51D

1/48 Airfix


Collection of 5 Brassin sets for P-51D in 1/48 scale by Airfix.

- cockpit,
- control surfaces,
- wheels,
- exhaust stack /fairings
- Hamilton Standard propeller.

All sets included in this BIG SIN are available separately, but with every BIG SIN set you save up to 30%.

[Product Page](#)


ARTWORK PRINTS



- A2 size (420 x 594 mm / 16.5 x 23.3") fine prints of Eduard boxarts
- UV stable printing on white vinyl 150g/m²
- Packed in hard envelope

www.eduard.com only



NEW

Spittfire HF Mk.VIII
 JF38A, No. 22 Squadron, Foggia, Italy, early 1944
 by Adam Today
 © Eduard Model Company, 2017
www.eduard.com



SE.5a Hispano Suiza
 55903, Lt. C. H. R. Lagarde, No. 23 Squadron, St. Omer, France, June 1918
 by Adam Today
 © Eduard Model Company, 2017
www.eduard.com



Spittfire LF Mk.IIIa
 Not in service! Underdevelopment of Spitfire, 12 years old
 by Adam Today
 © Eduard Model Company, 2017
www.eduard.com



P-51
 24th Fighter Group, 48th Fighter Wing, 1945
 by Adam Today
 © Eduard Model Company, 2017
www.eduard.com





Bf 109F-4
 Not in service! Bf 109F-4 was never produced
 by Adam Today
 © Eduard Model Company, 2017
www.eduard.com



Bf 109G-6
 Not in service! Bf 109G-6 was never produced
 by Adam Today
 © Eduard Model Company, 2017
www.eduard.com

Merkava Mk.1 1/35 Takom



Merkava Mk.1 1/35 Takom (36374)



Archer

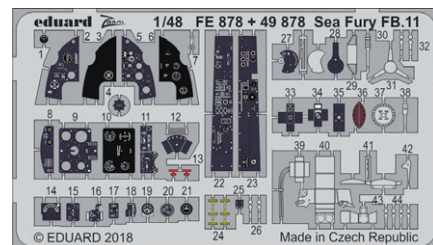
1/35 Tamiya

Archer 1/35 Tamiya (36375)
Archer side skirts 1/35 Tamiya (36376)



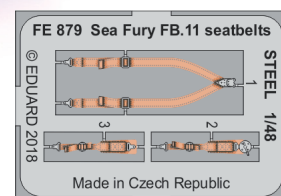


Sea Fury FB.11

1/48 Airfix




- Sea Fury FB.11 exterior 1/48 Airfix (48943)
- Sea Fury FB.11 landing flaps 1/48 Airfix (48946)
- Sea Fury FB.11 interior 1/48 Airfix (49878)
- Sea Fury FB.11 interior 1/48 Airfix (FE878) (Zoom)
- Sea Fury FB.11 seatbelts STEEL 1/48 Airfix (FE879) (Zoom)
- Sea Fury FB.11 1/48 Airfix (EX573) (Mask)



Harrier T.4/T.8

1/48 Kinetic

Harrier T.4/T.8 exterior 1/48 Kinetic (48945)
 Harrier T.4/T.8 1/48 Kinetic (49882)
 Harrier T.4/T.8 interior 1/48 Kinetic (FE882) (Zoom)
 Harrier T.4/T.8 seatbelts STEEL 1/48 Kinetic (FE883) (Zoom)
 Harrier T.4/T.8 1/48 Kinetic (EX576) (Mask)
 Harrier T.4/T.8 Tface 1/48 Kinetic (EX577) (Mask)



C-47 1/72

Hobby Boss

C-47 landing flaps 1/72 Hobby Boss (72661)
 C-47 1/72 Hobby Boss (73622)
 C-47 interior 1/72 Hobby Boss (SS622) (Zoom)
 C-47 cargoseatbelts STEEL 1/72 Hobby Boss (SS623) (Zoom)
 C-47 1/72 Hobby Boss (CX502) (Mask)



February 2018

KITS

8451	Fokker E.II	1/48	Weekend edition
8287	Spitfire HF Mk.VIII	1/48	ProfiPACK
4444	UTI MiG-15	1/144	Super44
11114	MERSU	1/48	Limited edition

PHOTO-ETCHED SET

53209	USN ensign flag WWII size 1 STEEL	1/350	
32921	Mosquito Mk.VI seatbelts STEEL	1/32	Tamiya
36374	Merkava Mk.1	1/35	Takom
36375	Archer	1/35	Tamiya
36376	Archer side skirts	1/35	Tamiya
48943	Sea Fury FB.11 exterior	1/48	Airfix
48946	Tornado F.3 ADV exterior	1/48	Revell
48944	Sea Fury FB.11 landing flaps	1/48	Airfix
48945	Harrier T.4/T.8 exterior	1/48	Kinetic
49878	Sea Fury FB.11 interior	1/48	Airfix
49880	Tornado F.3 ADV interior	1/48	Revell
49881	Tornado F.3 ADV undercarriage	1/48	Revell
49882	Harrier T.4/T.8	1/48	Kinetic
49884	L-39C Albatros	1/48	Trumpeter
72661	C-47 landing flaps	1/72	Hobby Boss
73622	C-47	1/72	Hobby Boss
144009	UTI MIG-15	1/144	Eduard

ZOOMS

FE878	Sea Fury FB.11	1/48	Airfix
FE879	Sea Fury FB.11 seatbelts STEEL	1/48	Airfix
FE880	Tornado F.3 ADV	1/48	Revell
FE881	Tornado F.3 ADV seatbelts STEEL	1/48	Revell
FE882	Harrier T.4/T.8	1/48	Kinetic
FE883	Harrier T.4/T.8 seatbelts STEEL	1/48	Kinetic
FE884	L-39C Albatros	1/48	Trumpeter
FE885	L-39C Albatros seatbelts STEEL	1/48	Trumpeter
SS622	C-47	1/72	Hobby Boss
SS623	C-47 cargo seatbelts STEEL	1/72	Hobby Boss

MASKS

EX573	Sea Fury FB.11	1/48	Airfix
EX574	Tornado F.3 ADV	1/48	Revell
EX575	Tornado F.3 ADV Tface	1/48	Revell
EX576	Harrier T.2/T.4/T.8	1/48	Kinetic
EX577	Harrier T.2/T.4/T.8 Tface	1/48	Kinetic
EX578	L-39C Albatros	1/48	Trumpeter
EX579	L-39C Albatros Tface	1/48	Trumpeter
CX502	C-47	1/72	Hobby Boss
CX503	CASA C-212-100	1/72	Special Hobby

BIGED

BIG3383	F4U-1D	1/32	Tamiya
BIG3384	Fw 190A-8	1/32	Revell
BIG3385	Fw 190A-8/R11	1/32	Revell
BIG3590	MSTA-S howitzer	1/35	Zvezda
BIG5346	RN Roma	1/350	Trumpeter
BIG72131	Ki-46-II Dinah	1/72	Hasegawa

BRASSIN

632116	P-51D wheels	1/32	Revell
632117	P-51D propeller	1/32	Revell
632118	P-51D exhaust stacks	1/32	Revell
632119	Fw 190A-8 cockpit	1/32	Revell
632120	Fw 190A-8/R11 cockpit	1/32	Revell
648364	Fw 190A-3 engine	1/48	Eduard
648383	AGM-154A/C Block I	1/48	
672162	AN/ALQ-131 (shallow) ECM pod	1/72	
672163	AN/ALQ-131 (deep) ECM pod	1/72	
672166	GBU-12	1/72	Eduard
672167	P-40N wheels	1/72	Special Hobby
672168	P-40E wheels	1/72	Special Hobby

BIGSIN

SIN63211	Spitfire Mk.Ixc	1/32	Revell
SIN64836	P-51D	1/48	Airfix


All sets included in this BIG ED are available separately,
but with every BIG ED set you save up to 30%.

BIG ED

BIG3383 F4U-1D 1/32 Tamiya

Product Page


- 32412 F4U-1D exterior 1/32
- 32413 F4U-1D engine 1/32
- 32915 F4U-1D interior 1/32
- 33180 F4U-1D seatbelts STEEL 1/32
- JX207 F4U-1D 1/32



BIG3384 Fw 190A-8 1/32 Revell

Product Page




- JX206 Fw 190A-8 1/32
- 33179 Fw 190A-8 seatbelts STEEL 1/32
- 32414 Fw 190A-8 landing flaps 1/32
- 32415 Fw 190A-8 engine 1/32
- 32416 Fw 190A-8 exterior 1/32
- 32917 Fw 190A-8 1/32



BIG3385 Fw 190A-8/R11 1/32 Revell

Product Page

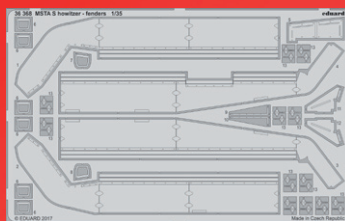


- JX206 Fw 190A-8 1/32
- 33179 Fw 190A-8 seatbelts STEEL 1/32
- 32414 Fw 190A-8 landing flaps 1/32
- 32415 Fw 190A-8 engine 1/32
- 32416 Fw 190A-8 exterior 1/32
- 32916 Fw 190A-8/R11 1/32



BIG3590 MSTA-S howitzer 1/35 Zvezda

Product Page

- 36366 MSTA S howitzer - tower 1/35
- 36367 MSTA S howitzer - hull 1/35
- 36368 MSTA S howitzer - fenders 1/35



BIG5346 RN Roma 1/350 Trumpeter

Product Page



- 53199 RN Roma pt.1 main deck and guns 1/350
- 53200 RN Roma pt.2 AA guns 1/350
- 53201 RN Roma pt.3 1/350
- 17528 Figures Regia Marina WWII S.A. 1/350 3D



BIG72131 Ki-46-II Dinah 1/72 Hasegawa

Product Page

- 72657 Ki-46-II Dinah landing flaps 1/72
- 73614 Ki-46-II Dinah 1/72
- CX141 Ki-46-II Dinah 1/72



BUILT

1/48




Bf 109G-14

ProfiPACK
edition



Camo A


built by Petr Zatřepálek



Bf 109G-14/U4, Hptm. Erich Hartmann, 4./ JG 52, Csór, Hungary, October 1944

Erich Hartmann, the most successful fighter plane pilot of all times, first joined the 7. Staffel of JG 52 on October 10th, 1942. He remained with Jagdgeschwader 52 till the end of World War Two; in fact he became the commander of its I. Gruppe. The total count of his shot down aircraft was 352. For his exceptional success he was awarded the Knight's Cross of the Iron Cross with Oak Leaves, Swords and Diamonds. After WWII he was transferred to the POW camp in the Ural Mountains in Soviet Union and was not released until 1955. The following year he joined the ranks of Western German Luftwaffe. He became the commander of JG 71, the first fighter plane Luftwaffe squadron equipped with jet-powered fighter aircraft. He retired in 1970 and died on September 20th, 1993.

Standard camouflage of Hartmann's "white 1" Luftwaffe fighter plane was complemented by black tulip with white outline situated at the nose of the aircraft; this was in the time of his command of 4. Staffel. On the left side, underneath the cockpit, there was a heart with Hartmann's wife's name written over it. The yellow bottom parts of the wing tip and the yellow stripe around the back part of the fuselage marked the aircraft serving on the Eastern Front. The photograph of the nose of this aircraft shows that the engine cover is identical to those produced in Erla factory in Leipzig.


[Product Page](#)
Cat. No. 82118


BUILT

1/48



Bf 109G-14

ProfiPACK
edition



Camo E

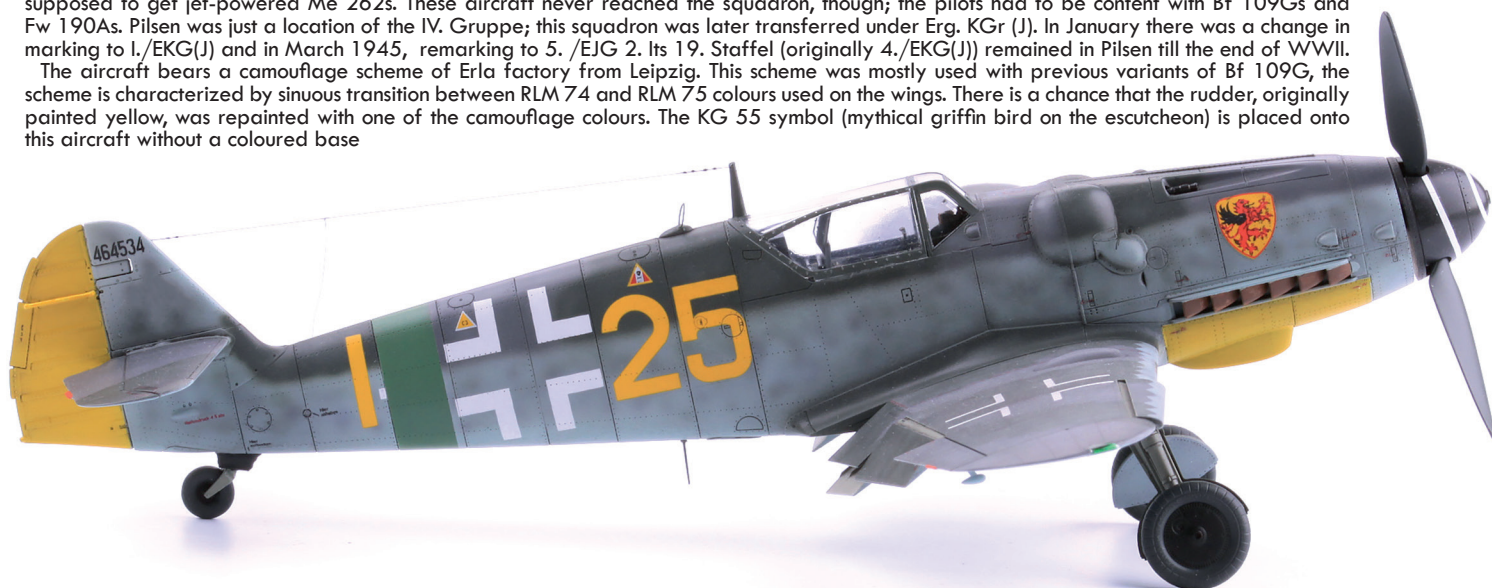
built by Patrik Pěcha



Bf 109G-14, W. Nr. 464534, EJG 2, Pilsen, Czechoslovakia, May 1945

This Bf 109G-14 is one of the planes found at Pilsen Airfield after WWII. The pilot of the plane is not really known. Underneath the last marking the marking of the last user could clearly be seen. The symbol on the aircraft's nose belonged to KG 55. This squadron, originally a bombing squadron, flew until September 1944 with two-engine He 111 planes. In 1944, rather than the bombing squadrons, the situation at the battlefields required fighter plane squadrons. So, three KG 55 Gruppen were remarked to KG(J) 55 and instead of Heinkels they were supposed to get jet-powered Me 262s. These aircraft never reached the squadron, though; the pilots had to be content with Bf 109Gs and Fw 190As. Pilsen was just a location of the IV. Gruppe; this squadron was later transferred under Erg. KGr (J). In January there was a change in marking to I./EKG(J) and in March 1945, remarking to 5. /EJG 2. Its 19. Staffel (originally 4./EKG(J)) remained in Pilsen till the end of WWII.

The aircraft bears a camouflage scheme of Erla factory from Leipzig. This scheme was mostly used with previous variants of Bf 109G, the scheme is characterized by sinuous transition between RLM 74 and RLM 75 colours used on the wings. There is a chance that the rudder, originally painted yellow, was repainted with one of the camouflage colours. The KG 55 symbol (mythical griffin bird on the escutcheon) is placed onto this aircraft without a coloured base



[Product Page](#)

Cat. No. 82118





ProfiPACK
edition



Camo C






built by Paolo Portuesi



**Bf 109G-14, W. Nr. 464380, Magg. M. Bellagambi,
CO of 5a Squadriglia, 2o Gruppo Caccia,
Aeronautica Nazionale Repubblicana, Osoppo, Italy, March 1945**

After the declaration of Italian Social Republic on September 18th, 1943, a puppet state on the territory of Italy, occupied by German military under the command of Benito Mussolini, Germany allowed this Republic to establish its own military force of four divisions. Its air force component called Aeronautica Nazionale Repubblicana consisted of two fighter plane groups (Gruppo Caccia), torpedo groups (Gruppo Aeropilanti Buscaglia) and several transportation squadrons. In 1945, both fighter plane squadrons flew Messerschmitts Bf 109G-6/G-10/G-14. The commander of 5a Squadriglia, called Diavoli Rossi, was Maggiore Mario Bellagambi, a fighter ace with 14 shot downs. After WWII, in 1949, he was, once again, admitted to Italian air force where he, prior to his retirement, became a Generale di brigata aerea. He died in Florence on June 25th, 2001.

Bellagambi's 109 is camouflaged with RLM 74/75/76 colours, the sides of the fuselage are very likely darkened with Italian Verde Oliva Scuro 2 colour. The same colour is applied to the stain underneath the red devil, the emblem of 5a Squadriglia. The rudder, supplied by one of the subcontractors, bears a camouflage painted in RLM 81 and 82. It is probable that the bottom engine part was yellow or repainted by RLM 76. The yellow lining of fuselage marking of the ANR aircraft is, compared to other aircraft, reversed or bears yellow triangles around the flag.



[Product Page](#)

Cat. No. 82118



NEXT MONTH....



BIG5347



BIG3386

BIGED (March)

- BIG5347 USS Iwo Jima LHD-7 pt.1 1/350 Trumpeter
- BIG3386 I-16 Type 24 1/32 ICM
- BIG3387 Mosquito B Mk.IX 1/32 HKM
- BIG49187 Beaufighter Mk.VI 1/48 Tamiya
- BIG72132 P-40N 1/72 Special Hobby
- BIG72133 Fortress Mk.III 1/72 Airfix

BRASSIN (March)



- 632121 Ammo belts 12,7 mm 1/32
- 648384 AGM-154C Block II 1/48
- 648385 GBU-38 Non-Thermally Protected 1/48
- 648387 F-8E Crusader wheels 1/48 Hasegawa
- 648388 F-8E Crusader ejection seat 1/48 Hasegawa
- 648390 Fw 190A-5 cockpit 1/48 Eduard
- 648391 Fw 190A-5 engine 1/48 Eduard
- 648392 Fw 190A-5 fuselage guns 1/48 Eduard
- 648393 British Rocket Projectiles RP-3 60lb F. 1/48
- 648394 British Rocket Projectiles RP-3 60lb S.A.P. 1/48
- 672169 AN/ALQ-184 (short) ECM pod 1/72
- 672170 B-24 wheels 1/72 Eduard/Hasegawa
- 672171 B-24 engines 1/72 Eduard/Hasegawa
- 672172 British 250lb depth charges 1/72




BIG72133


BRASSIN (March)

- SIN63212 F4U-1D 1/32 Tamiya
- SIN64842 Bf 109G-4 essential 1/48 Eduard


632121 Ammo belts 12,7 mm 1/32




648384 AGM-154C Block II 1/48



648385 GBU-38 Non-Thermally Protected 1/48



648387 F-8E Crusader wheels 1/48 Hasegawa




648388 F-8E Crusader ejection seat 1/48 Hasegawa




648390 Fw 190A-5 cockpit 1/48 Eduard




648391 Fw 190A-5 engine 1/48 Eduard




648392 Fw 190A-5 fuselage guns 1/48 Eduard




648393 British Rocket Projectiles RP-3 60lb F. 1/48




648394 British Rocket Projectiles RP-3 60lb S.A.P. 1/48



672169 AN/ALQ-184 (short) ECM pod 1/72



672172 British 250lb depth charges 1/72



672170 B-24 wheels 1/72 Eduard/Hasegawa



672171 B-24 engines 1/72 Eduard/Hasegawa



ON APPROACH

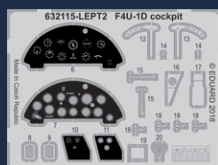
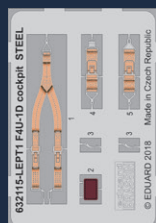
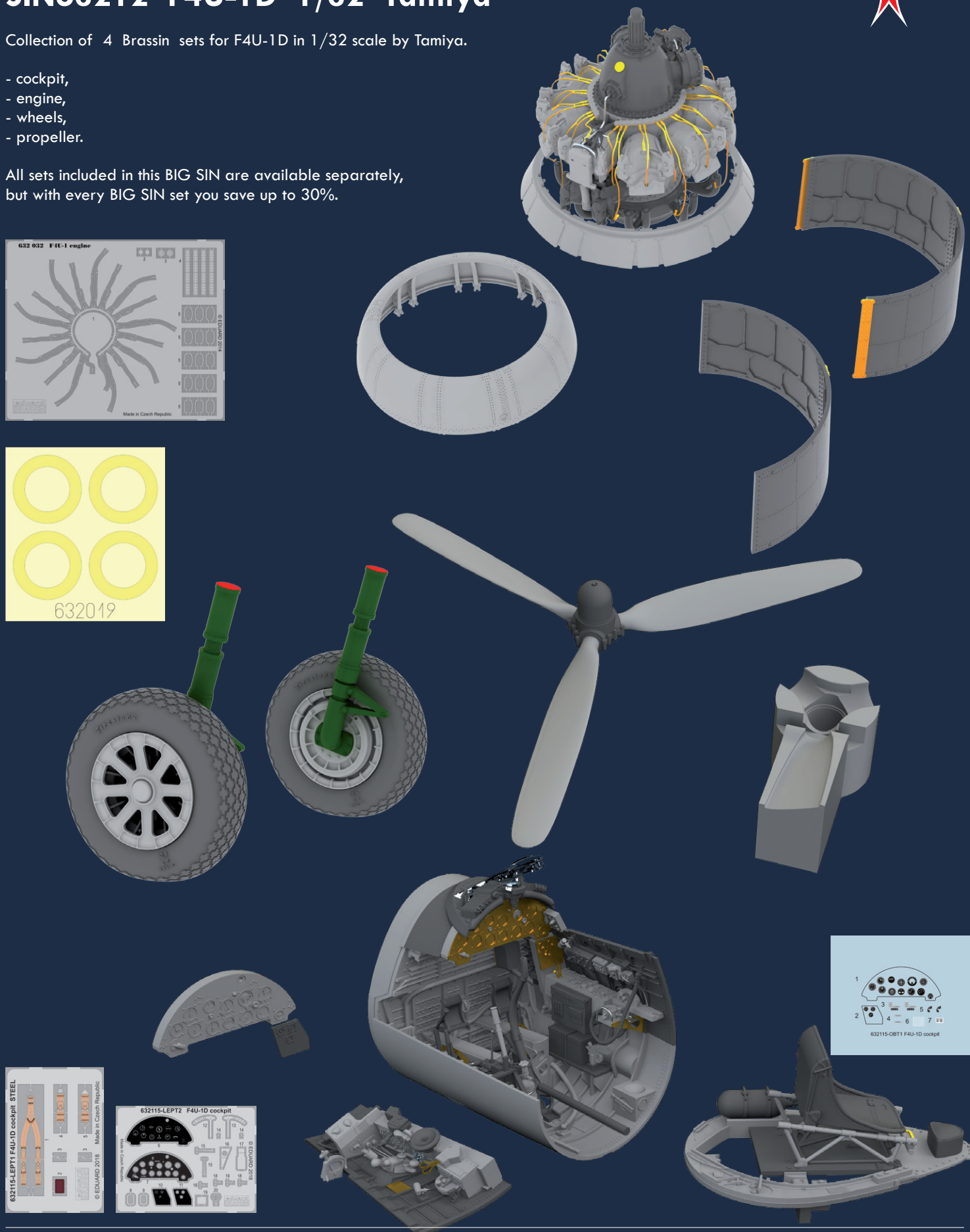
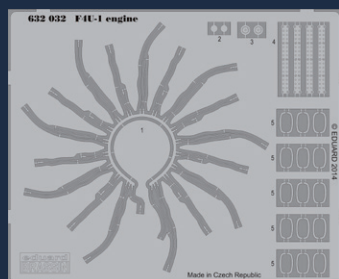
MARCH 2018

SIN63212 F4U-1D 1/32 Tamiya

Collection of 4 Brassin sets for F4U-1D in 1/32 scale by Tamiya.

- cockpit,
- engine,
- wheels,
- propeller.

All sets included in this BIG SIN are available separately, but with every BIG SIN set you save up to 30%.



ON APPROACH

MARCH 2018



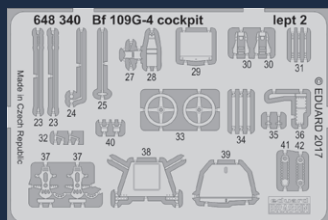
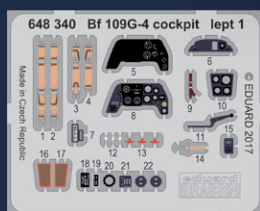


SIN64842 Bf 109G-4 essential 1/48 Eduard



Collection of 4 Brassin sets for Bf 109G-4
in 1/48 scale by Eduard.

- cockpit,
- control surfaces,
- wheels,
- Pitot tubes.

All sets included in this BIG SIN are available separately,
but with every BIG SIN set you save up to 30%.





2121
Riders in The Sky
1/72

eduard
LIMITED EDITION



7445 1/72

Avia Bk-534
Graf Zeppelin WEEKEND edition

ProfiPACK
edition

82143 1/48

Fw 190A-5 light fighter



8085 1/48

Fokker D.VIII

ProfiPACK
edition



- | | |
|--|----------------------|
| 53210 HMS Belfast | 1/350 Trumpeter |
| 32922 Remove Before Flight - Israel STEEL | 1/32 |
| 36377 M113A ACAV | 1/35 AFV CLUB |
| 36378 M113A ACAV dashboard & seatbelts STEEL | 1/35 AFV CLUB |
| 48947 He 111H-3 undercarriage | 1/48 ICM |
| 48948 He 111H-3 bomb bay | 1/48 ICM |
| 48949 Fw 190A-5 | 1/48 Eduard |
| 48950 Fw 190A-5 landing flaps | 1/48 Eduard |
| 49886 He 111H-3 nose interior | 1/48 ICM |
| 49887 He 111H-3 radio compartment | 1/48 ICM |
| 72662 Liberator GR Mk.V upgrade set | 1/72 Eduard/Hasegawa |
| 72663 B-2A bomb bay | 1/72 Modelcollect |
| 72664 B-2A undercarriage | 1/72 Modelcollect |
| 73624 B-2A | 1/72 Modelcollect |
| 73625 FG.1 Phantom | 1/72 Airfix |
| 73626 F-15E | 1/72 Academy |

MARCH 2018 / PE-SETS

ZOOMS

- | | |
|----------------------------------|--------------------|
| 33188 Sopwith 5F.1 Dolphin STEEL | 1/32 WingNut Wings |
| FE886 He 111H-3 | 1/48 ICM |
| FE887 He 111H-3 seatbelts STEEL | 1/48 ICM |
| SS624 B-2A | 1/72 Modelcollect |
| SS625 FG.1 Phantom | 1/72 Airfix |
| SS626 F-15E | 1/72 Academy |

MISSION MODELS

PREMIUM HOBBY PAINTS, PRIMERS & ADDITIVES

CHANGE
THE
WAY
YOU
PAINT



WWW.MISSIONMODELSUS.COM