

# INFO **EDUARD**

Vol. 13, May 2013

ISSUE 35




price US \$ 0.00



## HISTORY

Squadron Leader  
John "Willy" Williams,  
DFC



## BRASSIN

MiG-23 M/MF exhaust nozzle 1/48  
MiG-23 M/MF main wheel bay 1/48  
F6F wheels 1/48

## BUILT

Spitfire Mk.IXc 1/48  
Hellcat Mk.II 1/72  
MiG-21MF Bunny Fighter 1/48



**eduard**

# **INFO** **EDUARD**

## **ISSUE 35**

© **Eduard - Model Accessories, 2013**

**FREE FOR DOWNLOAD, FREE FOR DISTRIBUTION!**

This material may only be used for personal use. No part of the text or graphic presentations can be used in another publication in any other media form or otherwise distributed without the prior written permission of Eduard - Model Accessorie and authors involved.

Editorial and Graphics - Marketing department, Eduard - Model Accessories, Ltd.

May 2013

# CONTENTS

EDITORIAL ■ 4

BUNNY FIGHTER CLUB ■ 5

KITS ■ 8  
(Bf 109E-7 1/48, Bf 110D 1/72)

BRASSIN ■ 10

PHOTO-ETCHED SETS ■ 12

BIG ED ■ 16

DECALS ■ 17

RELEASES ■ 18  
May 2013

HISTORY ■ 19  
Squadron Leader John  
"Willy" Williams, DFC

BUILT ■ 22  
Spitfire Mk.IXc 1/48  
Hellcat Mk.II 1/48

ON APPROACH ■ 28  
June 2013



# EDITORIAL

So, the first release of our Spitfire Mk.IX is behind us, and we can now happily analyze what this kit has done. As you are probably aware, the reviews have been extremely positive. This new kit really does offer great building comfort. This has been one of our main long-term goals. Despite the fact that our hobby tends to have a somewhat overwhelming collector mentality to it, as opposed to a building one, we have always strived to produce kits with the latter in mind. In any case, we release editions of our kits that do bare the former in mind, too, and these will be hitting the market while the item itself is still a very much new product. We endeavor to make our models such that they are considered 'user friendly', to not allow any hidden traps or other pitfalls during construction, and so that they, first and foremost, generate a strong sense of satisfaction from a well built model. I firmly believe that we have easily succeeded in that goal with this kit. Nothing to that point is changed by the use of photoetched brass in our kits. For one thing, this is a base tradition in our firm, and for another, they too are designed to the same end. The idea that a plastic model should be exclusively plastic has not applied in a long time.

In reviews and commentaries that I have seen about our Spitfire, I have come across two surprisingly emphasized points. One is that the kit is not for the beginner, despite being a trouble free build. When I ask myself which current 1/48th scale kit is suitable for the beginner, the thought that jumps to the front of my mind is where these beginners are. It occurs to me that I haven't seen such a person in a long time. On this point, I could probably agree with most, and in the meantime, it has often come up in discussion that there is a distinct lack of kids and younger modelers in our industry. It's often taken as a sign of a crisis, but the question still remains, is really like that. Personally, I think that instead of being a crisis, I take it as an indication of the changes our hobby has gone through over the last, say, twenty years. A kid's hobby has turned into an older man's passion, who were introduced to modeling as kids, generally thanks to their fathers, but were not necessarily active in the process of kit building fully until after they established themselves in family and careers, and began to search for an unrelated passion in their older lives. And because men always seem to have a tendency to change the face of something, some ended up in modeling. Not to mention the fact that the road to aircraft, tanks and ships are often made via computer games. These are certainly responsible for grabbing the attention a lot of kids these days, and they are hard to resist, but the step to gluing kits together is not a big one from that. A man not only wants to change the face of something, but also wants to physically be in contact with it, weather its an airplane or a woman.

The second emphasized point is the advertising. Our marketing campaign around the Spitfire has been criticized as being loudmouthed and excessive, a bit of a brute force. I am somewhat perplexed by this as the advert only ran on our Facebook page and on our site, so those who would be so affected required a certain amount of co-operation from them to get to it. It certainly was not designed to jump out at anybody against their will. I understand that this hobby has a fair percentage of introverts, but I also understand that within the bounds of the industry, the advert was conceived in a very conventional manner, very carefully, even in a bit

of an old fashioned manner, I would say. We are determined to not be that as much, and to be very creative in our advertising activities. From the numbers of voluntary hits on our site, and the growing numbers of our Facebook friends over the course of the Spitfire campaign, we are coming to the conclusion that the campaign, in actual fact, is being positively received. For us, it was a test of our capabilities. Future campaigns that we are preparing for you will be even more entertaining and interesting. That's a promise!

Already, the advertising activities surrounding the next two Spitfire editions, described earlier, are destined to be markedly novel. As you may already be well aware, the Royal Class edition advertising will have beer worked into it. The kit will include beer barrels and glasses (the former in 1/48th, the latter in 1/1), but in June at ModellBrno we will be selling beer on tap. We will have bottled beer, the 'Mark.IX', produced by the Bernard brewery, and the same beer on tap, which you can have poured and served, for example, by me. Those who show up with the glass from the Royal Class boxing, will have the beer on tap at no cost. And those who participate with their Spitfire in the SIG Achtung Spitfire at ModellBrno will also walk away with the bottled beer at no cost. SIG Spitfire is a collaborative effort between ourselves and the organizers of ModellBrno, who were able to snag a 1:1 Spitfire Mk.IX replica. More details can be obtained later in this newsletter issue. Over the course of May, information will be released on the planned Royal Class via advertising similar to the cursed ProfPACK ad. Also through May, information will be divulged concerning the Limited Edition kit, 'Nasi se Vraceuti' (roughly translated as 'The Boys are Back'). The simultaneous advertising campaigns though may be a source of a problem. The reason for this is that Nasi se Vraceuti, although to be sent out on the anniversary of the return of Czechoslovak airman from England on August 13th, 2013, will be preordered through June, when the Royal Class kit will be available. The pre-ordering window for 'The Boys are Back' will open on June 1st and close on June 30th. After that, it will be gone. To refresh your memory on the contents of the model: two complete kits from which it will be possible to make the F.Mk. IXc, LF/HF.Mk.IXc and Mk.IXe versions, three pairs of resin wheels, resin auxiliary tanks, a decal sheet covering around forty options, instructions in the form of a historical



notebook, an envelope with a postmarked stamp commemorating the theme issued in co-operation with the Czech Postal Service. For the home market, the kit will be packaged in a replica British WWII type duffle type bag. This will be included in the kit for export, but will be packaged inside the kit since the Czech Postal Service could not guarantee delivery with the outside packing in a damage free state. The orders will also contain packings such as other accessories and Overtrees. Overtrees will be offered in three versions, for all three variants that can be built from our 'The Boys are Back' as well as those in the Royal Class kit. The same applies for the 'OverBrass'. Details on the 'The Boys are Back' edition will be cumulatively found on our website and Facebook page. The price for the 'The Boys' edition is not yet set, but given the contents of the kit it can be expected to run between 2,500 and 3,000 Kc. It will be only available as a pre-order from our e-shop.

In May, we will be at Koprivnice, as always. Those who can attend will be able to learn more about planned Spitfire editions directly from me. This newsletter will also inform you on new items for May. 'May' you find the reading pleasurable and informative.

Keep on Modelling!

Vladimir Sulc



# BUNNY FIGHTER CLUB




Highly detailed MK 101 cannon and underbelly gondola.

BFC006

**Bf 110C-6**



1/48 Eduard




Bf 110 1/48

Brassin accessories: wheels, cannon, underbelly gondola with photo-etched set and painting mask.

**on sale from May 15th, 2013**



1./Erpr.Gr.210, E. Beudel / H. Diemer, Calais-Marck AB, France, summer, 1940



8./ZG26, Derna AB, Libya, 1942



1./NJG1, Venlo AB, Netherlands, February, 1942

# BUNNY FIGHTER



built by Gary Wickham

**More photos and information at:**

<http://www.themodellingnews.com/2013/04/eduard-148-mig-21mf-bunny-fighter-club.html>

**Editor's Note:**

Realistic build of MiG-21BFC in its real environment is accompanied by rather a misleading historical information. Real story can be found in the article "Forgotten Czech airman Eduard Kleinkönig" in Info Eduard 11/2012. However who knows, perhaps Igor Valenchenko actually was one of Kleinkönig's pseudonyms :) We're certain though, that he had nothing in common with Ukraine...


JanZ





# Bf 109E-7 Trop

ProfiPACK 1/48  
Cat.No. 8264



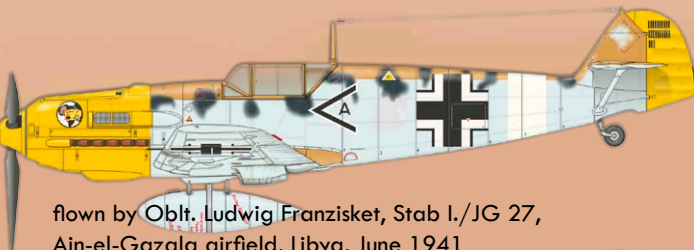
flown by Hptm. Eduard Neumann, Gruppenkommandeure of I./JG 27, Ain-el-Gazala airfield, Libya, summer 1941



3./JG 27, Ain-el-Gazala airfield, Libya, spring / summer 1941



2./JG 27, Ain-el-Gazala airfield, Libya 1941





flown by Oblt. Ludwig Franzisket, Stab I./JG 27, Ain-el-Gazala airfield, Libya, June 1941



2./JG 27, Ail-el-Gazala airfield, Libya 1941

Bf 109E-7 Trop - first release of the E-7 tropical variant of the popular Eduard kit in 1/48 scale. Detailed decals for five decal options are printed by Eduard. Kit contains basic photo-etched set and painting mask.



BUY Bf 109E-7 1/48




# Bf 110D

Weekend 1/72  
Cat.No. 7420



Borecká, K. 2002



Weekend edition brings you the cheap variant of Eduard kit Bf 110D (Dackelbauch) in 1/72 scale. High quality decals are designed and printed by Eduard. This kit, in very fair price, does not contain photo-etched accessories, nor the painting mask.

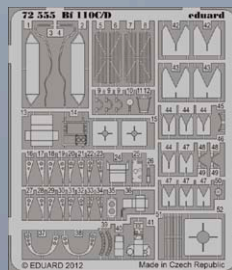
**BUY Bf 110D 1/72**

## recommended:


73469  
**Bf 110C/ D Weekend**  
1/72 Eduard





72555  
**Bf 110C/ D**  
1/72 Eduard



672006  
**Bf 110C/ D wheels**  
1/72 Eduard



672005  
**DB 601A/ N**  
for Bf 110C/ D/E  
1/72 Eduard





672010  
**Bf 110C/ D nose guns**  
1/72 Eduard



73454  
**Bf 110 workshop ladder**  
1/72 Eduard

648104  
**MiG-23 M/MF exhaust nozzle**  
1/48 Trumpeter



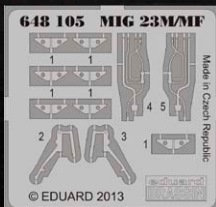
Detailed set of the exhaust nozzle for Trumpeter 1/48 MiG-23 M and MF versions.



**BUY MiG-23 M/MF exhaust nozzle 1/48**

648105  
**MiG-23 M/MF main wheel bay**  
1/48 Trumpeter




Detailed set of main landing gear bay for Trumpeter 1/48 MiG-23 M and MF. Set consists of the wheel bay, hydraulic accessory and door.



**BUY MiG-23 M/MF main wheel bay 1/48**


648101  
**R-27ET / AA-10 Alamo-D**  
1/48

Soviet infrared-homing extended range air-to-air missile. Set of 4 missiles consists of body, separate wings, rack, clear optics and head cover.




**BUY R-27ET / AA-10 Alamo-D 1/48**

**648102**  
**F6F wheels**  
 1/48 Eduard




Main landing gear wheel for Eduard 1/48 scale F6F. Each of wheels consists of tire and a separate disc.



**BUY F6F wheels 1/48**

**672016**  
**P-51 wheels**  
 1/72


Main landing gear wheels for Tamiya 1/72 scale P-51. Painting mask for wheel discs included.



**BUY P-51 wheels 1/72**

**672017**  
**MG 15 guns**  
 1/72

MG 15 Luftwaffe gun set for general use consist of two guns, four magazines and two types of spent cartridges bag.




**BUY MG 15 guns 1/72**

# PHOTO-ETCHED SETS



SELECTED

USS Wasp LHD-1



1/700 Hobby Boss (17033)




Bf 109E-3 exterior 1/32 Cyber Hobby (32332)




Bf 109E-3 interior S.A. 1/32 Cyber Hobby (32758)



Lynx Mk.88 exterior 1/32 Revell (32328)




Lynx Mk.88 interior S.A. 1/32 Revell (32761)





Lynx Mk.88 seatbelts 1/32 Revell (32763)




Merkava Mk.IV LIC 1/35 Academy (36252)



P-47D S.A. 1/48 Hobby Boss (49612)



Bismarck part 7 - AA guns 1/200 Trumpeter (53086)



F-102 S.A. 1/72 Meng (73474)



Spitfire PR.XIX 1/72 Airfix (73479)



All sets included in this BIG ED are available separately, but with every BIG ED set you save up to 30%.

# BIG ED



53074 TONE (BIG5315)



48755 MiG-23M/ML/MF exterior (BIG4984)



48741 Lynx HMA.8 exterior (BIG4985)



48747 An-2 surface panels (BIG4986)

**BIG5315 TONE 1/350 TAMIYA**



**BIG4984 MiG-23M 1/48 TRUMPETER**



**BIG4985 Lynx HMA.8 1/48 AIRFIX**




**BIG4986 An-2 1/48 HOBBY BOSS**




## BIG5315 TONE 1/350 TAMIYA

53074 TONE



53075 TONE railings




17518 IJN Figures S.A.




## BIG4984 MiG-23M 1/48 TRUMPETER


48755 MiG-23M/ML/MF exterior



48756 MiG-23M/ML/MF weapon



48758 MiG-23 F.O.D.



49626 MiG-23M S.A.



EX375 MiG-23M




## BIG4985 Lynx HMA.8 1/48 AIRFIX


EX360 Lynx HMA.8




48741 Lynx HMA.8 exterior




49623 Lynx HMA.8 seatbelts



49009 Remove Before Flight



49613 Lynx HMA.8 interior S.A.

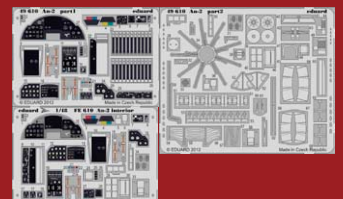


## BIG4986 An-2 1/48 HOBBY BOSS

48747 An-2 surface panels



49610 An-2




EX365 An-2





# EDUARD DECALS

7713  
7713



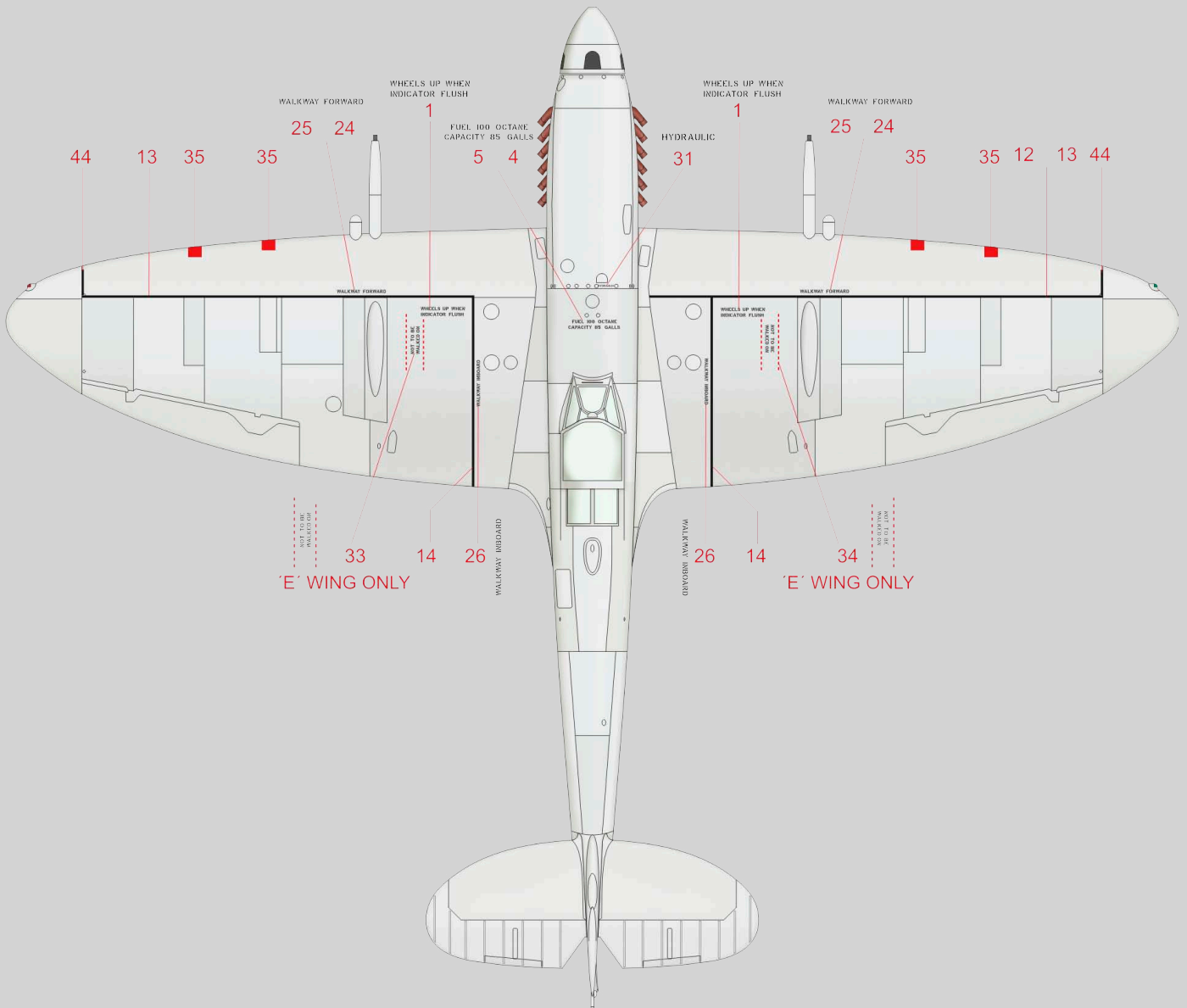
WHEELS UP WHEN INDICATOR FLUSH		1		13	
WHEELS UP WHEN INDICATOR FLUSH		2		14	
WHEELS UP WHEN INDICATOR FLUSH		3		15	
FUEL 100 OCTANE CAPACITY 85		4		16	
FUEL 100 OCTANE CAPACITY 85		5		17	
LOCATION FOR WING TIP STEADYING TRESTLE		6		18	
LOCATION FOR WING TIP STEADYING TRESTLE		7		19	
LOCATION FOR WING TIP STEADYING TRESTLE		8		20	
LOCATION FOR WING TIP STEADYING TRESTLE		9		21	
WALKWAY INBOARD		10		22	
WALKWAY INBOARD		11		23	
WALKWAY FORWARD		12		24	
WALKWAY FORWARD		13		25	
WALKWAY OUTBOARD		14		26	
WALKWAY OUTBOARD		15		27	
WALKWAY INBOARD		16		28	
WALKWAY INBOARD		17		29	
WALKWAY FORWARD		18		30	
WALKWAY FORWARD		19		31	
WALKWAY OUTBOARD		20		32	
WALKWAY OUTBOARD		21		33	
WALKWAY INBOARD		22		34	
WALKWAY INBOARD		23		35	
WALKWAY FORWARD		24		36	
WALKWAY FORWARD		25		37	
WALKWAY OUTBOARD		26		38	
WALKWAY OUTBOARD		27		39	
WALKWAY INBOARD		28		40	
WALKWAY INBOARD		29		41	
WALKWAY FORWARD		30		42	
WALKWAY FORWARD		31		43	
WALKWAY OUTBOARD		32		44	
WALKWAY OUTBOARD		33		45	
WALKWAY INBOARD		34		46	
WALKWAY INBOARD		35		47	
WALKWAY FORWARD		36		48	
WALKWAY FORWARD		37		49	
WALKWAY OUTBOARD		38		50	
WALKWAY OUTBOARD		39		51	

**8280**  
**SPITFIRE Mk.IX stencils**    Eduard M.A. © 2013    Made in Czech Republic


## D48015 Spitfire stencils 1/48

Stencils for 1/48 Spitfire Mk.IX in black, red and white.

**BUY Spitfire stencils 1/48**



<b>KITS</b>				SS474	F-102 S.A.	1/72	Meng
8264	Bf 109E-7 Trop	1/48	ProfPACK	SS478	Bf 109E-7 S.A.	1/72	Airfix
7420	Bf 110D	1/72	Weekend	<b>MASKS</b>			
<b>PE-SETS</b>				CX357	Cant Z1005 1/72	1/72	Supermodel
17033	USS Wasp LHD-1	1/700	Hobby Boss	CX360	Vampire T.11 1/72	1/72	Airfix
32328	Lynx Mk.88 exterior	1/32	Revell	CX362	P-38L 1/72	1/72	Hobby Boss
32332	Bf 109E-3 exterior	1/32	Cyber Hobby	EX393	F-4B 1/48	1/48	Academy
32758	Bf 109E-3 interior S.A.	1/32	Cyber Hobby	EX394	H-34 1/48	1/48	Gallery Models
32761	Lynx Mk.88 interior S.A.	1/32	Revell	EX396	Mirage 2000D 1/48	1/48	Heller
32763	Lynx Mk.88 seatbelts	1/32	Revell	EX397	Jaguar A 1/48	1/48	Heller
32771	Seatbelts USAAF WWII FABRIC	1/32		JX149	Bf 109E-3 1/32	1/32	Cyber Hobby
36252	Merkava Mk.IV LIC	1/35	Academy	JX153	P-61A/B 1/32	1/32	Hobby Boss
36258	Merkava Mk.IV LIC armour shields	1/35	Academy	<b>BIG ED</b>			
48771	MiG-29 F.O.D.	1/48	GWH	BIG5315	TONE 1/350	1/350	Tamiya
48772	MiG-29 exterior	1/48	GWH	BIG4984	MiG-23M 1/48	1/48	Trumpeter
48774	Bf 109E-3/E-4	1/48	Eduard	BIG4985	LYNX HMA.8 1/48	1/48	Airfix
49062	Seatbelts RAF WWII FABRIC	1/48		BIG4986	An-2 1/48	1/48	Hobby Boss
49612	P-47D S.A.	1/48	Hobby Boss	<b>BRASSIN</b>			
49627	MiG-29 interior S.A.	1/48	Great Wall Hobby	648101	R-27ET / AA-10 Alamo-D	1/48	
49651	Bf 109E Weekend	1/48	Eduard	648102	F6F wheels	1/48	Eduard
53086	Bismarck part 7 - AA guns	1/200	Trumpeter	648104	MiG-23 M/MF exhaust nozzle	1/48	Trumpeter
53087	Kriegsmarine officers WWII S.A.	1/200		648105	MiG-23 M/MF main wheel bay	1/48	Trumpeter
53090	Bismarck part 8 - structural railings	1/200	Trumpeter	672016	P-51 wheels	1/72	Tamiya
73474	F-102 S.A.	1/72	Meng	672017	MG 15 guns	1/72	
73478	Bf 109E-7 S.A.	1/72	Airfix	<b>DECALS</b>			
73479	Spitfire PR.XIX	1/72	Airfix	D48015	Spitfire stencils	1/48	Eduard
<b>ZOOMS</b>							
33118	Lynx Mk.88 interior 1/32	1/32	Revell				
33122	Bf 109E-3 interior S.A. 1/32	1/32	Cyber Hobby				
FE627	MiG-29 interior S.A.	1/48	Great Wall Hobby				


BUY on Eduard store 

Comments and input from

**J&T**

ARE YOU ON FACEBOOK ALREADY?

NOPE! I DON'T LIKE FACEBOOK! AND THOSE POST ON EDUARD'S WALL ARE SOMETIMES PRETTY WEIRD!



Bobek 13.  
0

# Squadron Leader John "Willy" Williams, DFC



Michal Holý

There are times, when an apparent detail in the background can have a significant story behind it. This is the case of the box art of Bf 109E-7 with P-40 Kittyhawk in the background. In this way, we are attempting to tell a great story, which would normally be lost in history...



John "Willy" Williams was born on May 6, 1919, in Wellington, New Zealand. His family moved to Manly, Australia, while he was a child, and Willy and his three brothers grew up in the Sydney suburb. In the 1930s Manly was a sparkling antidote to the harsh daily reality of the Depression. The Williams family, too, were living in somewhat reduced circumstances. His grandfather had been a successful architect in New Zealand and was very hard hit when spending on public buildings dried up. By the time the family moved to Manly they were all piled into a rented two bedroom flat a stone's throw from the beach, the older boys happily sleeping on the veranda, and grandfather apparently selling off the NZ assets to pay the school fees. Willy became a champion surfer in Manly and he attended the Sydney Church of England (Shore) Grammar School from 1932 to 1936 and later decided to try medical school at the University of Sydney. He decided to join the peacetime RAF from Australia at the age of 18. It was 1937 and he was so concerned about the rise of Hitler that he decided to leave his medical

studies after sitting the RAF pilot offer exams and being offered one of only four places for Australians in that intake. In December 1937, the young man left Australia for England to join the RAF.

Willy enrolled as a pupil pilot on January 17, 1938, and was posted to the flying school at Ayr. After two months he was granted a short service commission. He finished flight training and was then posted for training as a flight instructor. On August 14, 1939 Willy was promoted to Acting Flight Lieutenant, relinquishing the rank on October 27, 1939. Eventually in September 1940, Willy was posted to No. 21 Service Flying Training School at Kumalo, Bulawayo, Southern Rhodesia as a flight instructor.

His next assignment took him to Durban in South Africa where his duty was to test fly aircraft that had been reassembled there after reaching Africa by sea. On April 11 1942, Willy received his first combat posting, when he joined No. 112 Squadron RAF, part of the Western Desert Air Force (WDAF), flying P-40 Kittyhawks. Over the next two months, he also



served with No. 94 Squadron RAF and from May 1942 with No. 260 Squadron RAF.

Although he remained an RAF officer, Williams was redeployed to No. 450 Squadron RAAF in Gambut, Libya on June 14 1942. No. 450 Squadron RAAF - "Desert Harassers" was a unit well known to the Germans for their aggression and precision in the air. He was appointed 'B' Flight Commander. A few days later the squadron was forced to evacuate Gambut and retreat eastwards. He quickly made a name for himself. He had a strong and vibrant personality and was a very aggressive pilot. Most of his squadron mates, though, remember Willy for his good humour and quick wit. The squadron flew Kittyhawks in fighter-bomber raids against Axis airfields in the Western Desert, and Willy's personality seemed ideally suited to this type of combat flying.

In place of service issue clothing, Willy's trademark attire was that he always flew wearing baggy shorts and shirt and leader sandals, but his casual appearance didn't seem to hamper his combat effectiveness.

Willy scored his first victory on June 18 1942 when he shot down a Messerschmitt Bf 109 near Gambut and this was followed with a Junkers Ju 88 near El Daba, Egypt in July. His final total was four enemy aircraft destroyed and two aircraft damaged. He is thought to have claimed an Italian Cr.42 biplane fighter whilst with No. 260 Squadron RAF, which if verified, would make him an "ace".

Willy often flew Kittyhawk AK634 with the code OK-M which carried nose art depicting the cartoon character Mandrake the Magician holding a lighted cannon ball. This was designed by the ground crew, Bob McKinney. Flight Lieutenant "Willy" Williams was awarded the Distinguished Flying Cross for courage, determination and devotion to duty. This was published in the London Gazette on March 16 1943 and awarded with effect from September 23 1942.

In October 1942, during the second Battle of El Alamein, the focus of 450's Squadron RAAF operations shifted. Fitted with long-range tanks, the Kittyhawks were now sent against any available target in enemy territory. On October 28 1942, Willy was promoted to Acting Squadron Leader and was appointed Commanding Officer of No. 450 Squadron RAAF and was prepared to lead his pilots against anything that moved, from trucks to trains to aircraft. Though many of his pilots were new, Willy was confident they could do the job.

Three days later, on October 31 1942, he led the squadron on attacks of Axis road convoys near Buq Buq. Unfortunately, a wicked piece of bad luck overtook Willy. His Kittyhawk was shot down, when he accidentally flew into the line of gunfire from another member of the squadron (Sgt. M.C. Harrison RAAF, his No.2). He force-landed his badly damaged plane near the coastal road and was seen getting out of his Kittyhawk safely. The ground was too rough for aircraft to land, attempting an effective and immediate rescue. He was reported as missing in action. Willy was captured on November 1 and taken to Stalag Luft III near Sagan, where he was to remain until



Willy in front of his P-40 Kittyhawk AK634 OK-M in Libya 1942.

March 1944.

The story could end here, like the fate of many downed Allied airmen that became POWs, and remained in German hands until liberation, but not in this case. As soon as Willy arrived at Stalag Luft III, he actively participated in preparations leading to "The Great Escape" in March, 1944. As chief supply officer, he was in charge of "scrounging" the four thousand or so bed boards used to shore up the ten metre deep and 110 metre long escape tunnel and a myriad of other materials; all without the guards realizing that anything was missing. The Great Escape was a triumph of ingenuity, organization and sheer physical and mental endurance. Construction of the escape tunnel, the preparation of civilian clothes and forged documents occupied 600 men for more than a year, and aimed to break 200 of them out, the most audacious escape plan of the war. On the night of March 24/25 1944, seventy-six Allied prisoners of war escaped by way of the tunnel Harry from Stalag Luft III. Willy was one of the seventy-six, specifically being number 31 out of the tunnel. Escape slots were allocated by rank, contribution to the construction and likelihood of success. They were divided into



Louise Williams with her mother by the grave of Sgt Ldr John (Willy) Williams DFC in Poznan, Poland.

small groups, because then they were not so noticeable. Some of them tried to get out by train from Sagan, the rest on foot. The ones, who were going by train went out first and they had the best clothes, documents and German currency. One of these groups included Sqn Ldr John (Willy) Williams DFC. After he exited the tunnel, he joined up with a group of other airmen and they together started to walk in an easterly direction to a small train station in Tschiebsdorf. They were disguised as foreign workers on leave.

At about 4am, they finally reached the train station. The clerk behind the counter was somewhat suspicious of the group, but they managed to purchase tickets and boarded the train and headed south to Boberröhrsdorf (Siedlecin). After leaving the Boberröhrsdorf (Siedlecin) train station, the group split up. Willy stayed with F/Lt Reginald V. Kierath (a long time friend from his childhood and also served with No. 450 Squadron RAAF), F/Lt Leslie G. Bull DFC (No. 109 Squadron RAF) and F/O Jerzy T. Mondschein (No. 304 Polish Squadron RAF). They continued on foot in the direction of Harrachov, and tried to cross the snow covered Giant Mountains to reach Czechoslovakia. They were recaptured and arrested by a German mountain patrol near the border and taken to Reichenberg (Liberec) jail. There they were jailed and interrogated by the Gestapo. On March 28, 1944, they were driven by car to Brux (Most) and shot by the Gestapo at an unknown location. Their bodies were cremated in the local crematorium the next day, March 29 1944. Willy was one of the fifty shot in cold blood by the Gestapo in flagrant violation of the Geneva Convention.

A massive war crimes investigation into the Great Escape murders followed the Allied victory. In the "exemplary justice" promised by the then British Foreign Secretary, Anthony Eden the "foul criminals" responsible for these "cold-blooded acts of butchery" were, indeed, relentlessly pursued across Europe. War crimes tribunals in Hamburg and Nuremburg sentenced 16 former Gestapo officers to death, another four were hanged in Czechoslovakia, and many more were jailed. But, no one was ever located or brought to justice for the murder of Willy.

The urn with Willy's ashes is buried in the Poznan Old Garrison Cemetery, which is maintained by the Commonwealth War Graves Commission.

A little over a year ago, on March 24 2012 – on the 68th anniversary of The Great Escape, a marble memorial dedicated to Sqn Ldr John (Willy) Williams DFC and to F/Lt Reginald V. Kierath, F/Lt Leslie G. Bull DFC and F/O Jerzy T. Mondschein was unveiled by the families of these heroes. On behalf of the Williams' family, the memorial was unveiled by Willy's niece. The memorial is located near the crematorium in Most, Czech Republic, the place where his bid for freedom ended. The project was supported and also partially sponsored by Eduard Model Accessories. The following day, the niece of Willy and her parents travelled to Sagan to visit the remains of Stalag Luft III and to see his grave in Poznan, Poland.



*This is the last known photo of Willy. Taken by the Reichenberg (Liberec) Gestapo after he was recaptured following The Great Escape from Sagan.*



*Louise Williams - the niece of Willy with the author at the Boberröhrsdorf (Siedlecin) train station during the trip to visit Stalag Luft III. The photo was taken on March 25 2012, exactly 68 years after her uncle, which she never met, arrived at this small station after his escape from Sagan.*



*This framed photo with the original wings that belonged to Willy, were given to the author by the Williams' family for the memorial project in Most, Czech Rep.*



*The grave of Sqn Ldr John (Willy) Williams DFC in Poznan, Poland.*

**BUY Bf 109E-7 1/48**



# Hellcat Mk.II



1/72



Hellcat Mk.II JZ796, 808 Sqn FAA, Sub-Lieutenant Oscar Lorenzo, HMS Khedive and HMS Trincomalee, Ceylon, 1945

Built by Jiří Pospíšil sr.



**Hellcat Mk. I / Mk. II  
DUAL COMBO 1/72**  
Cat. No. 7078

**BUY Hellcat Mk. II 1/72**




# Spitfire Mk.IXc

*Canadian Jerry Billing*





1/48

built by Jiří Pokorný







**BUY Spitfire Mk.IXc 1/48** 

# ON APPROACH

## BIG ED

- BIG3579 PLANTS III. Tropical and Subtropical 1/35
- BIG4987 MiG-21F-13 1/48 Trumpeter
- BIG7281 SUNDERLAND Mk.I 1/72 Italeri

## BRASSIN




648107  
**AIM-54C Phoenix**  
1/48



648107

648108  
**Spitfire drop tank**  
1/48 Eduard




648108

648109  
**Spitfire 500lb bomb set**  
1/48 Eduard




648109

648115  
**Spitfire wheels - 4 spoke**  
1/48 Eduard



648115


648116  
**Spitfire 90gal slipper tank**  
1/48 Eduard




648116

## KITS

### Spitfire Mk.IX



- plastic sprues for 2 models, including 3 wings (IXc early, IXc late, IXe)
- 14 markings, including two beer barrels ships)
- Cartograf printed decals
- Mark IX Eduard Beer glass
- Brassin accessories:
  - external fuel tank (2 pcs)
  - main wheels (5 spoke discs (2 pairs) and 4 spoke (1 pair), pattern tires (1 pair) and smooth tires (2 pairs))
  - famous „Mk. XXX“ beer barrels (2 pcs)
- painting mask and PE-sets
- PE landing flaps (2 sets)



CHECK EDUARD WEB SITE AND FACEBOOK FOR MORE DETAILS.

# PHOTO-ETCHED SETS

**PE-SETS**


32327	P-51K exterior	1/32	Tamiya
32331	He 111H-6 exterior	1/32	Revell
32335	Ju 87R exterior	1/32	Trumpeter
32341	P-61A/B engine	1/32	Hobby Boss
32749	Ju 87R interior S.A.	1/32	Trumpeter
32766	He 111H-6 interior S.A.	1/32	Revell
32768	Ju 87R seatbelts	1/32	Trumpeter
32770	P-61 seatbelts	1/32	Hobby Boss
32773	Seatbelts Luftwaffe WWII Fighter FABRIC	1/32	
32776	P-51K interior S.A.	1/32	Tamiya
32778	P-51K gun bay	1/32	Tamiya
48773	F-4B exterior	1/48	Academy
48776	P-40E/K landing flaps	1/48	Italeri
48779	F-4B airbrakes	1/48	Academy
48780	Bf 109E-4/E-7	1/48	Eduard

49605	F-4B seatbelts	1/48	Academy
49631	Sea Hurricane S.A.	1/48	Italeri
49644	F-4B interior S.A.	1/48	Academy
49652	P-40E/K S.A.	1/48	Italeri
53079	Prince of Wales 1/350	1/350	Tamiya
53089	Prince of Wales crans and railings 1/350	1/350	Tamiya
53092	Prince of Wales lifeboats 1/350	1/350	Tamiya
73480	Vampire T.11	1/72	Airfix


**ZOOMS**

33117	P-51K interior S.A.	1/32	1/32	Tamiya
33121	He 111H-6 interior S.A.	1/32	1/32	Revell
33124	Ju 87R interior S.A.	1/32	1/32	Trumpeter
FE631	Sea Hurricane S.A.	1/48	1/48	Italeri
FE644	F-4B interior S.A.	1/48	1/48	Academy
FE652	P-40E/K interior S.A.	1/48	1/48	Italeri


**49644**  
**F-4B interior S.A.**  
1/48 Academy




32327 P-51K exterior  
1/32 Tamiya



32341 P-61A/B engine  
1/32 Hobby Boss



32766 He 111H-6 interior S.A.  
1/32 Revell



32778 P-51K gun bay  
1/32 Tamiya



49605 F-4B seatbelts  
1/48 Academy



53079 Prince of Wales  
1/350 Tamiya



# MODELLBRNO 2013

International get-together for  
plastic scale modellers

**21<sup>st</sup> and 22<sup>nd</sup> June 2013**  
**Brno Exhibition Centre**  
**Czech Republic**

SIGs & Themed Exhibitions

60 Competition Classes

More than 3000 kits!

Historical hardware

Dozens of traders selling kits and  
accessories



## Eduard stand bigger than ever!

(discount at stand 15%, 20% for BFC)

## Eduard's Mark IX beer premiere!



*BFC friends,  
don't forget to take  
your T-shirt with you,  
to be able to grab your  
20% discount  
at our stand.*

## We're accepting pre-orders for ModellBrno from 1st to 15th May 2013.

Payment: we're accepting all payment methods, you can  
also pay by credit card at our stand.

Pickup: at our stand (at specific marked area), payment  
in CZK or EUR currency  
(let us know in the order comment, in which currency you-  
'd like to pay), orders payed in advance will be handed  
upon showing your ID.

## DISCOUNT AT STAND 15%, 20% FOR BFC

## Spitfire SIG

Spitfires of all scales, manufacturer or period.  
Each modeler attending the SIG will receive free  
bottle of Mark IX. beer.