1/48

eduard

LIMITED EDITION

1116



Roland C.II

ATTENTION ✳ UPOZORNĚNÍ ✳ ACHTUNG ✳ ATTENTION

Carefully read instruction sheet before assembling. When you use glue or paint, do not use near open flame and use in well ventilated room. Keep out of reach of small children. Children must not be allowed to suck any part, or pull vinyl bag over the head.

Před započetím stavby si pečlivě prostudujte stavební návod. Při používání barev a lepidel pracujte v dobře větrané místnosti. Lepidla ani barvy nepoužívejte v blízkosti otevřeného ohně. Model není určen malým dětem, mohlo by dojít k požití drobných dílů.

lire soigneusement la fiche d´instructions avant d´assembler. Ne pas utiliser de colle ou de peinture à proximité d´une flamme nue, et aérer la piece de temps en temps. Garder hors de portée des enfants en bas âge. Ne pas laisser les enfants mettre en bouche ou sucer les pièces, ou passer un sachet vinyl sur la tête.

Von dem Zusammensetzen die Bauanleitung gut durchlesen. Kleber und Farbe nicht nahe von offenem Feuer verwenden und das Fenster von Zeit zu Zeit Belüftung öffnen. Bausatz von kleinen Kindern fernhalten. Verhüten Sie, daß Kinder irgendwelche Bauteile in den Mund nehmen oder Plastiktüten über den Kopf ziehen.

組み立てる前に必ず説明書をお読み下さい。接着剤や塗料をご使用の際は、窓を開けて十分な換気をおこない、火のそばでは使用しないで下さい。小さな子供の手の届かない所に必ず保管してください。部品や破片を噛んだり、なめたり、飲んだりすると大変危険です。又、部品を取り出した後のビニール袋は、小さな子供が頭から被ったりすると窒息する恐れがありますので、破り捨てて下さい。

INSTRUKTION SIGNS ✳ INSTR. SYMBOLY ✳ INSTRUKTION SINNBILDEN ✳ SYMBOLES

OPTIONAL
FACULTATIF
NACH BELIEBEN
VOLBA

BEND
PLIER SIL VOUS PLAIT
BITTE BIEGEN
OHNOUT

OPEN HOLE
FAIRE UN TROU
OFFNEN
VYVRTAT OTVOR

SYMETRICAL ASSEMBLY
MONTAGE SYMÉTRIQUE
SYMMETRISCHE AUFBAU
SYMETRICKÁ MONTÁŽ

NOTCH
L INCISION
DER EINSCHNITT
ZÁŘEZ

REMOVE
RETIRER
ENTFERNEN
ODŘÍZNOUT

APPLY EXPRESS MASK AND PAINT BEFORE GLUING
POUŽÍT EXPRESS MASK NABARVIT PŘED SLEPENÍM

COLOURS ✳ BARVY ✳ FARBEN ✳ PEINTURE

APPROXIMATE COLOR MATCH

GUNZE AQUEOUS	GUNZE Mr.COLOR			TAMIYA	HUMBROL	REVELL	TESTORS
H 11	62	WHITE / WEIß / BLANC / BÍLÁ		XF 2	34	5	1768
H 12	33	FLAT BLACK / MATTSCHWARZ / NOIR MATT / ČERNÁ MATNÁ		XF 1	33	8	1749
H 37	43	WOOD BROWN / HOLZ / BOIS / DŘEVO		XF 55	110	381	1735
H 47	41	RED BROWN / ROT BRAUN / BRUN- ROUGE / ČERVENOHNĚDÁ		XF 64	160	383	
H 53	13	GRAY / GRAU / GRIS / ŠEDÁ		XF 53	128	71	1721
H 338	338	LIGHT GRAY / HELLGRAU / GRIS CLAIR / SVĚTLE ŠEDÁ	FS36495		147		
H 344		RUST / ROST / ROUILLE / REZ		XF 52	113		
	117	GRAY / GRAU / GRIS / ŠEDÁ	RLM 76	XF 54	175 / 79	378	
SM01	8	ALUMINIUM / ALUMINIUM / ALUMINIUM / HLINÍK		XF 56	56	99	1781
Mr.METAL COLOR							
MC214		DARK IRON / DUNKEL EISEN / KOV. ČERNÁ		X 10	53		1795
MC219		BRASS / MESSING / CIUVRE JAUNE / MOSAZ		XF 6	54	92	1182

PARTS ✳ DÍLY ✳ TEILE ✳ PIÈCES

PP - PLASTIC PARTS

A>

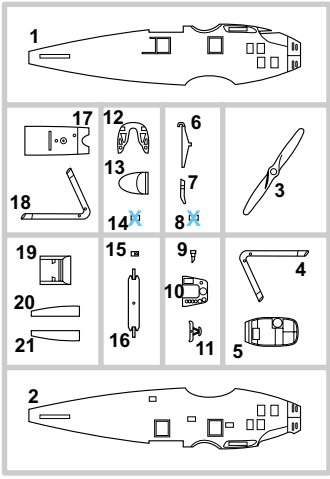

B>

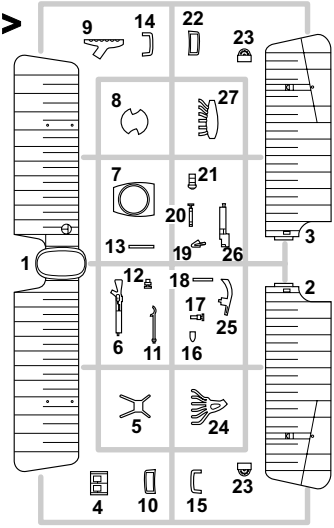

C>



E>

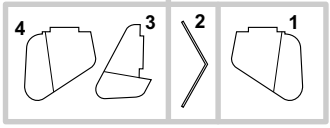

F>

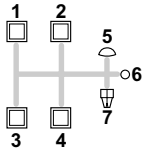

PE - PHOTO ETCHED DETAIL PARTS

eduard MASK

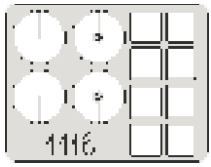

-Parts not for use. -Teile werden nicht verwendet. -Pièces à ne pas utiliser. -Tyto díly nepoužívejte při stavbě. - 使用しない部品

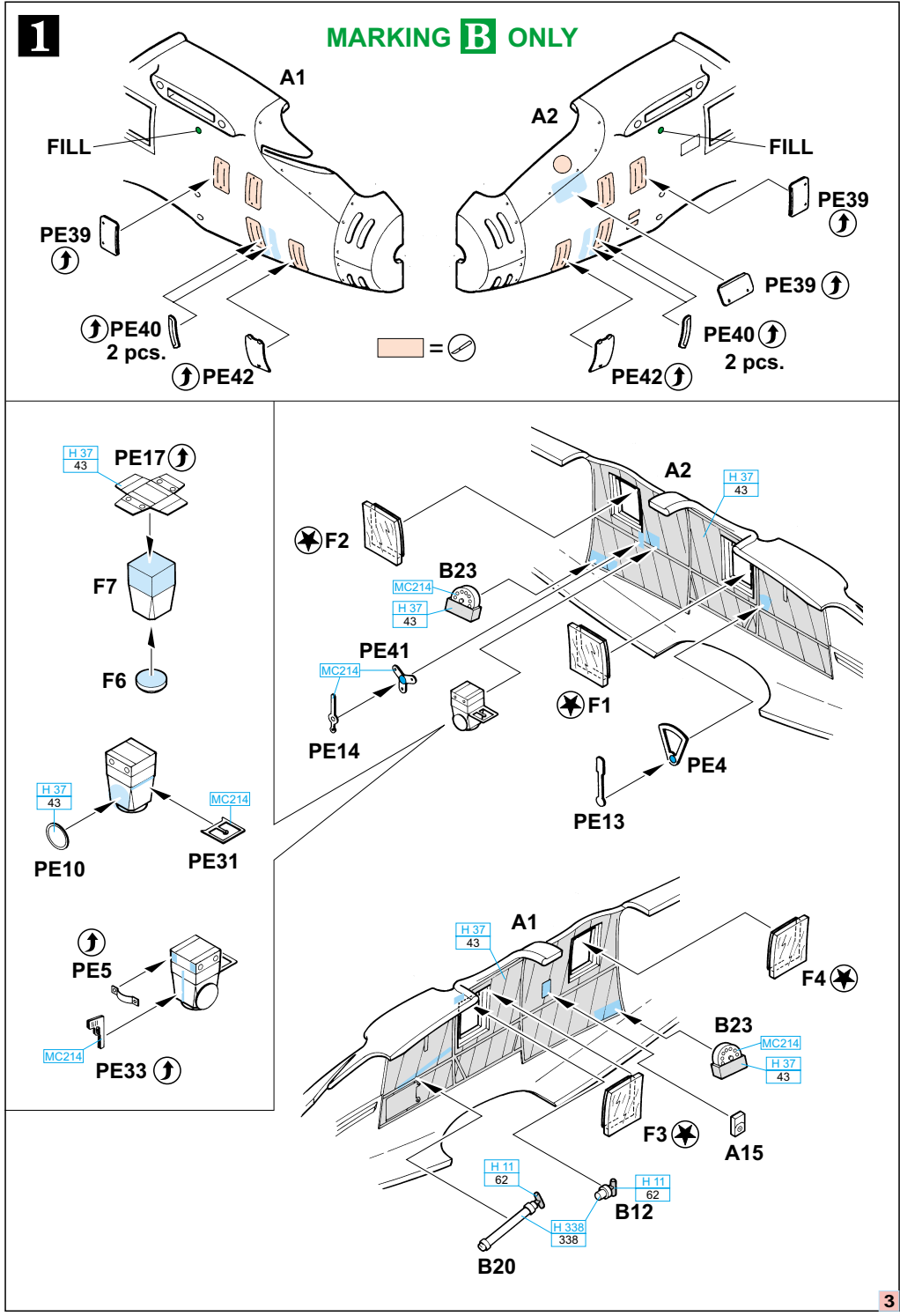
1
MARKING B ONLY
A1
FILL
PE39
PE40
2 pcs.
PE42
A2
FILL
PE39
PE39
PE40
2 pcs.
PE42
=
H 37
43
PE17
F7
F6
H 37
43
MC214
PE10
PE31
PE5
MC214
PE33
A2
H 37
43
F2
B23
MC214
H 37
43
PE41
MC214
PE14
F1
PE4
PE13
A1
H 37
43
F4
B23
MC214
H 37
43
F3
A15
H 11
62
H 11
62
B12
H 338
338
B20

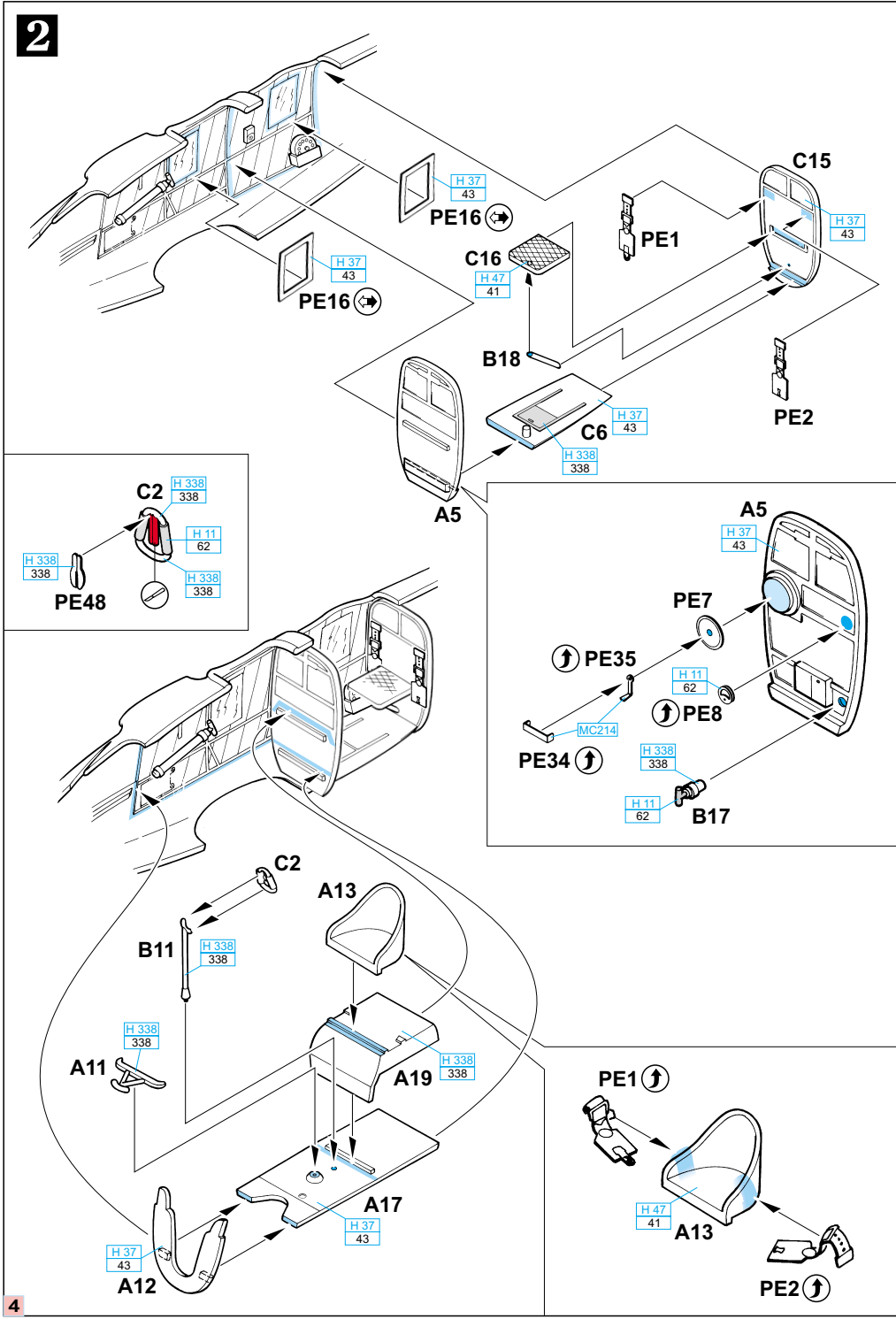
2
H 37
43
PE16
H 37
43
PE16
C16
H 47
41
PE1
C15
H 37
43
B18
PE2
H 37
43
C6
H 338
338
A5
C2
H 338
338
H 11
62
H 338
338
H 338
338
PE48
A5
H 37
43
PE7
PE35
H 11
62
PE8
MC214
PE34
H 338
338
H 11
62
B17
C2
A13
B11
H 338
338
H 338
338
A11
H 338
338
A19
A17
H 37
43
H 37
43
A12
PE1
H 47
41
A13
PE2
4

3

A10
C11
A9
C11
2 pcs.
MC214
H 11
62
PE53
4 pcs.
H 37
43
PE6
A10
B4
MC214
MC214
B13
PE3
MC214
C13
H 11
62
PE51

B20 B12 A13 A5 C16
C15
B18
A12 A17 A9 A19 C6

4

C17
H 11
62
SM01
8
C4
H 11
62
SM01
8
MC219
C5
H 11
62
C18
MC214
SM01
8
C3

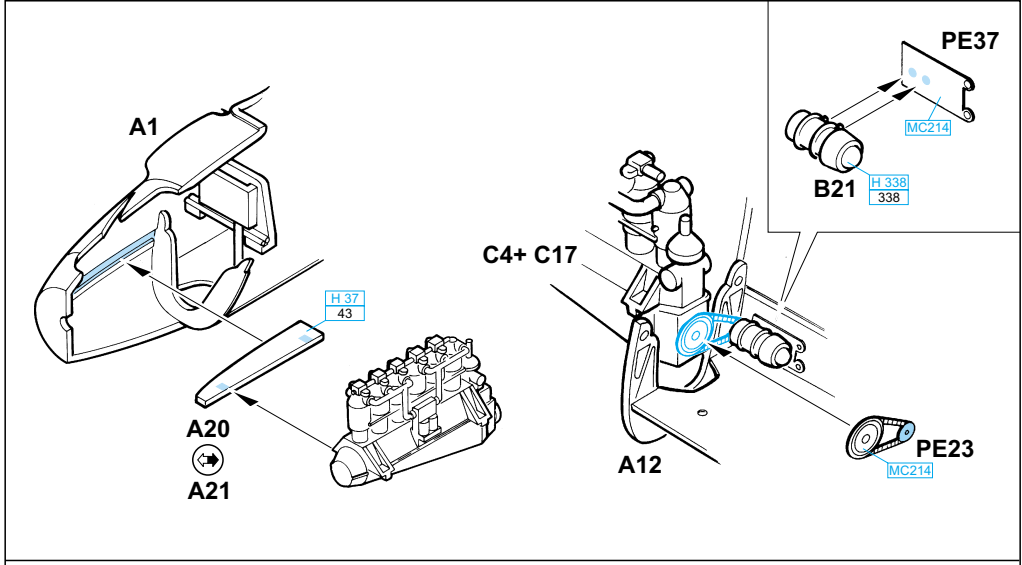
A1
H 37
43
A20
A21
C4+ C17
A12
PE37
MC214
B21
H 338
338
PE23
MC214

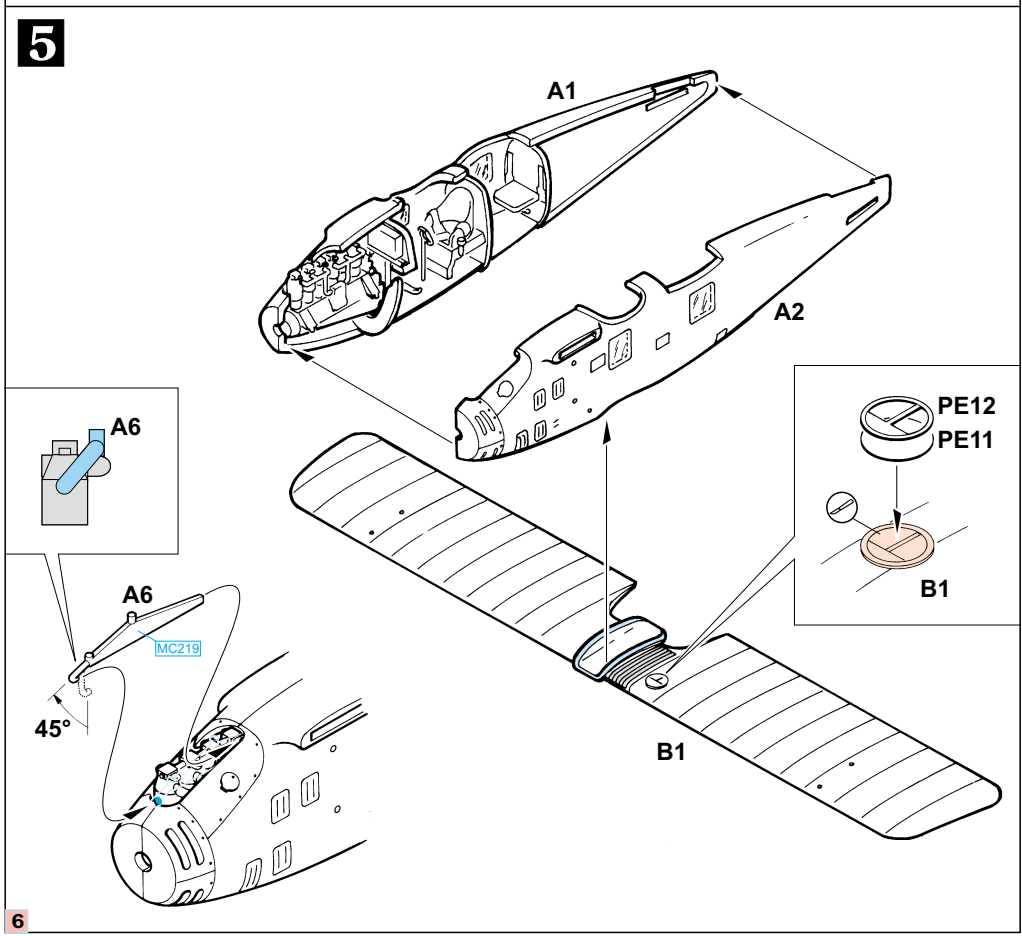
5
A1
A2
A6
A6
MC219
45°
PE12
PE11
B1
B1

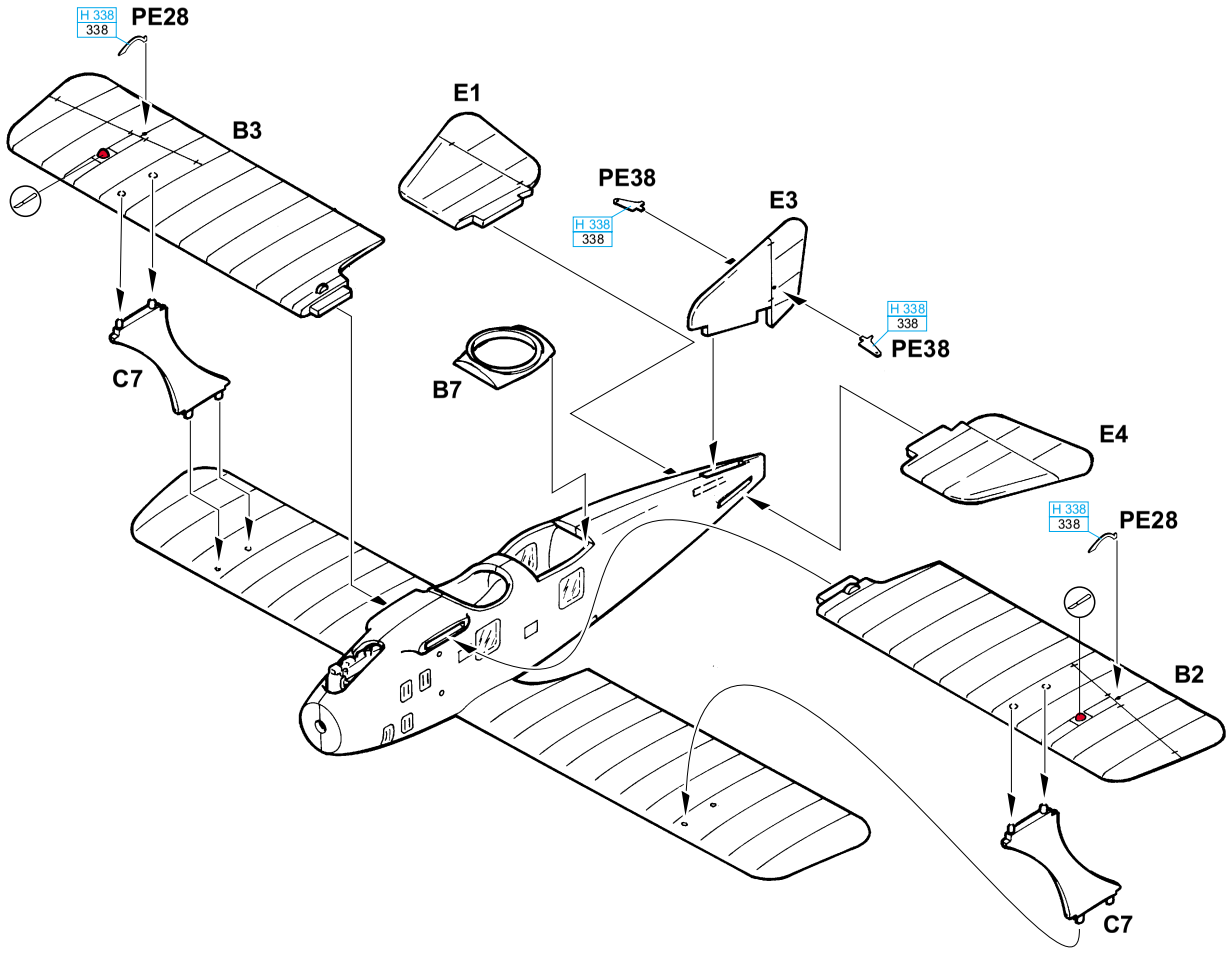
H 338
338
PE28
B3
E1
PE38
H 338
338
E3
H 338
338
PE38
C7
B7
E4
H 338
338
PE28
B2
C7

7

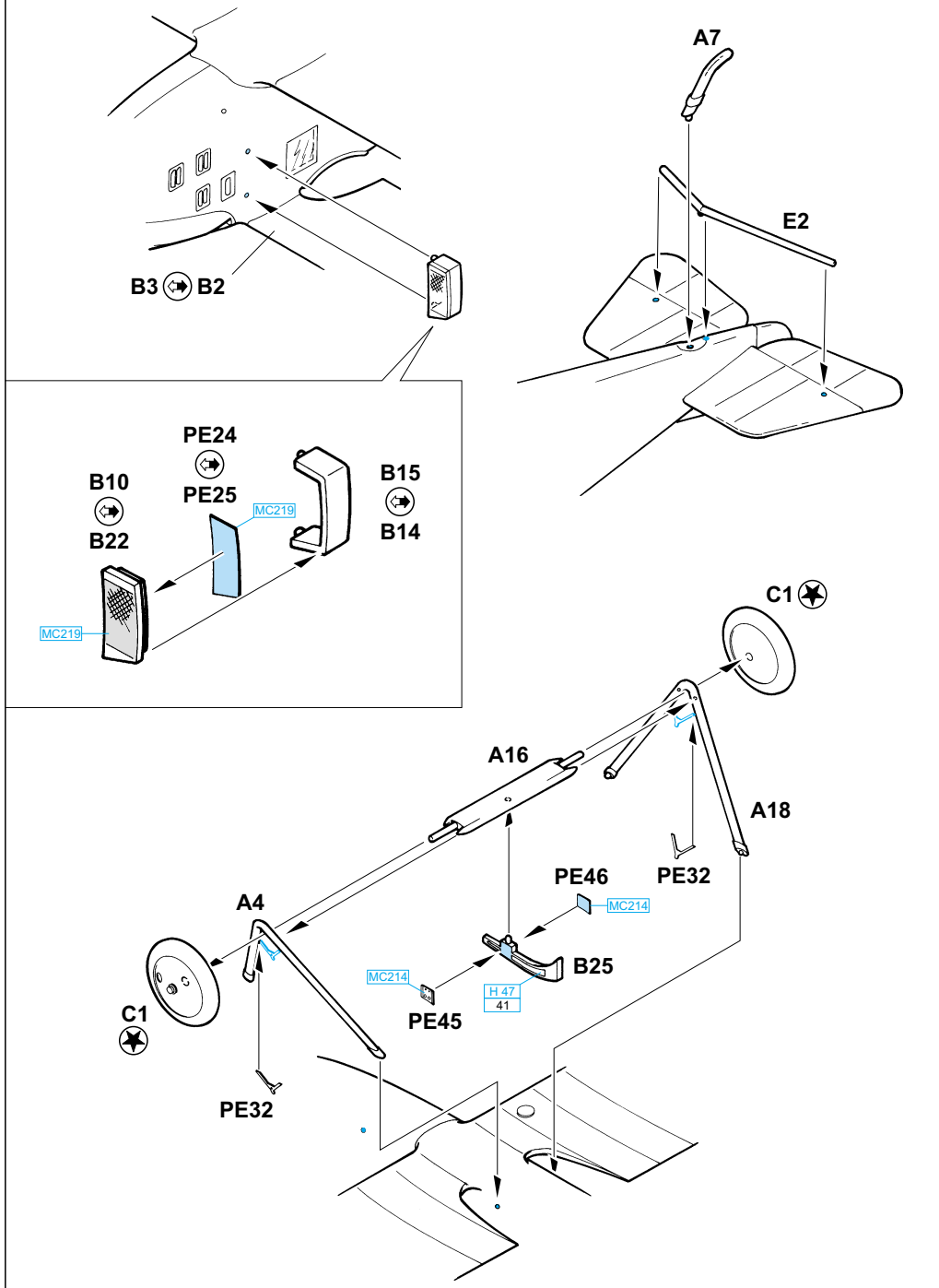
B3
B2
A7
E2
PE24
B10
PE25
MC219
B15
B22
B14
MC219
C1
A16
A18
PE46
PE32
MC214
A4
B25
MC214
H 47
41
PE45
C1
PE32

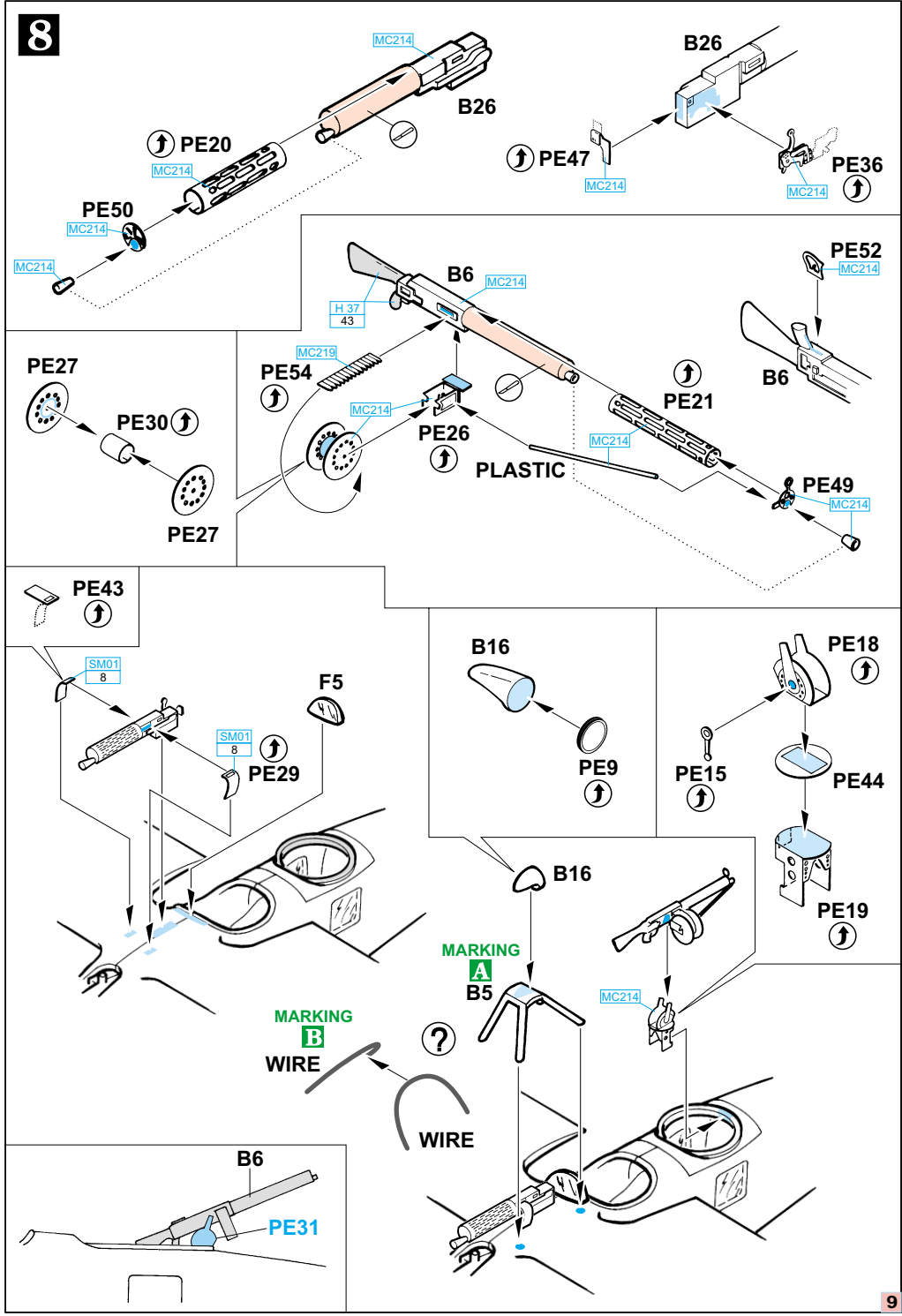
8
MC214
B26
PE20
MC214
PE50
MC214
MC214
B26
PE47
MC214
PE36
MC214
PE52
MC214
B6
MC214
H 37
43
MC219
PE54
PE27
PE30
PE27
MC214
PE26
PLASTIC
PE21
B6
MC214
PE49
MC214
PE43
SM01
8
F5
SM01
8
PE29
B16
PE9
PE18
PE15
PE44
PE19
B16
MARKING
A
B5
MC214
MARKING
B
WIRE
?
WIRE
B6
PE31

9

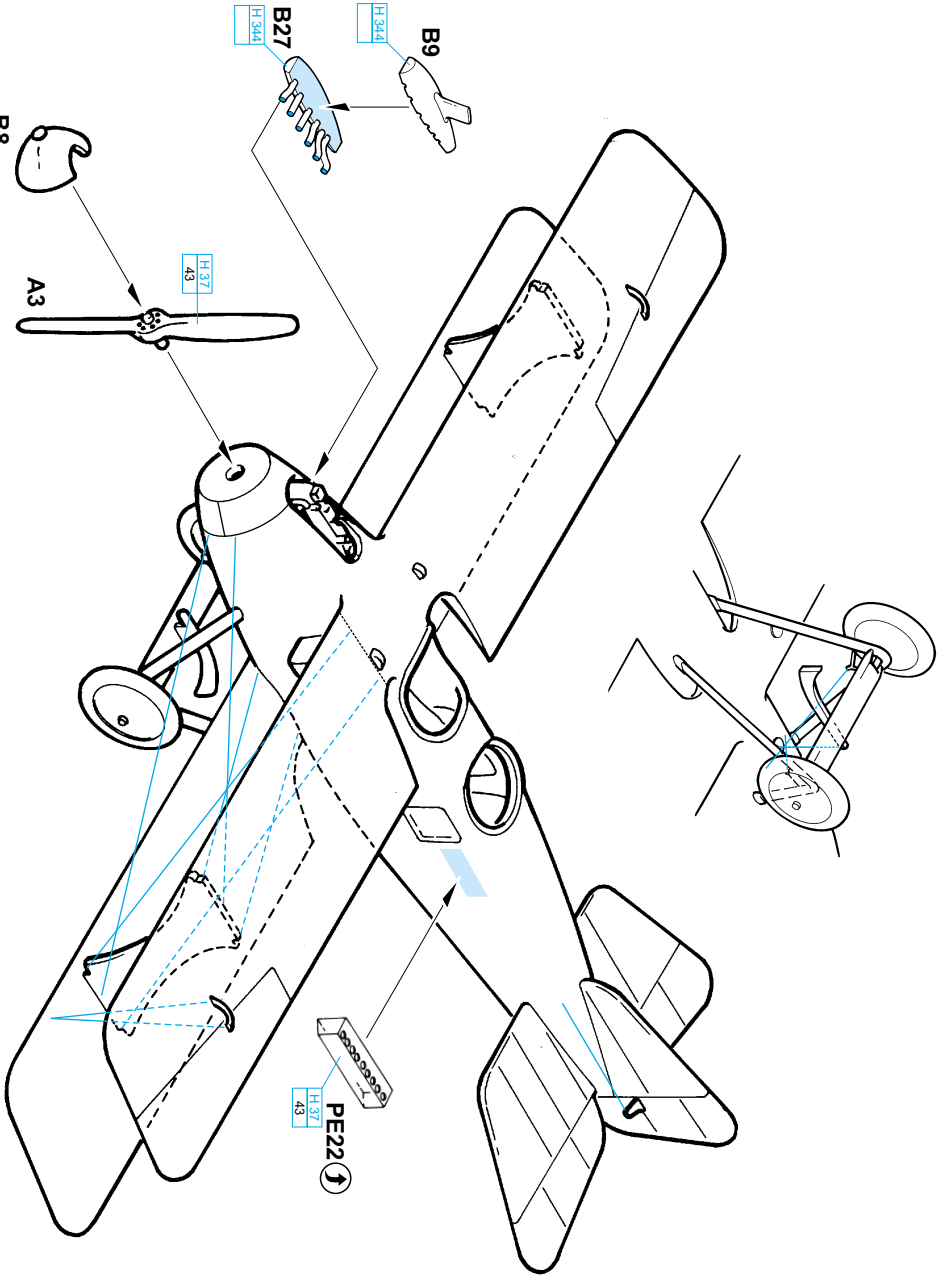

© EDUARD M.A., 2005

Printed in Czech Republic

A. Roland C.II, Feldflieger Abteilung 5b.

Roland C.II flown by Leutnant Seibert (pilot) and Hauptmann Pfleger (observer), Feldflieger Abteilung 5b, Western front, Fall 1916. The aircraft weared an interesting fish motive fuselage painting over standard, light blue-gray camouflage painting.

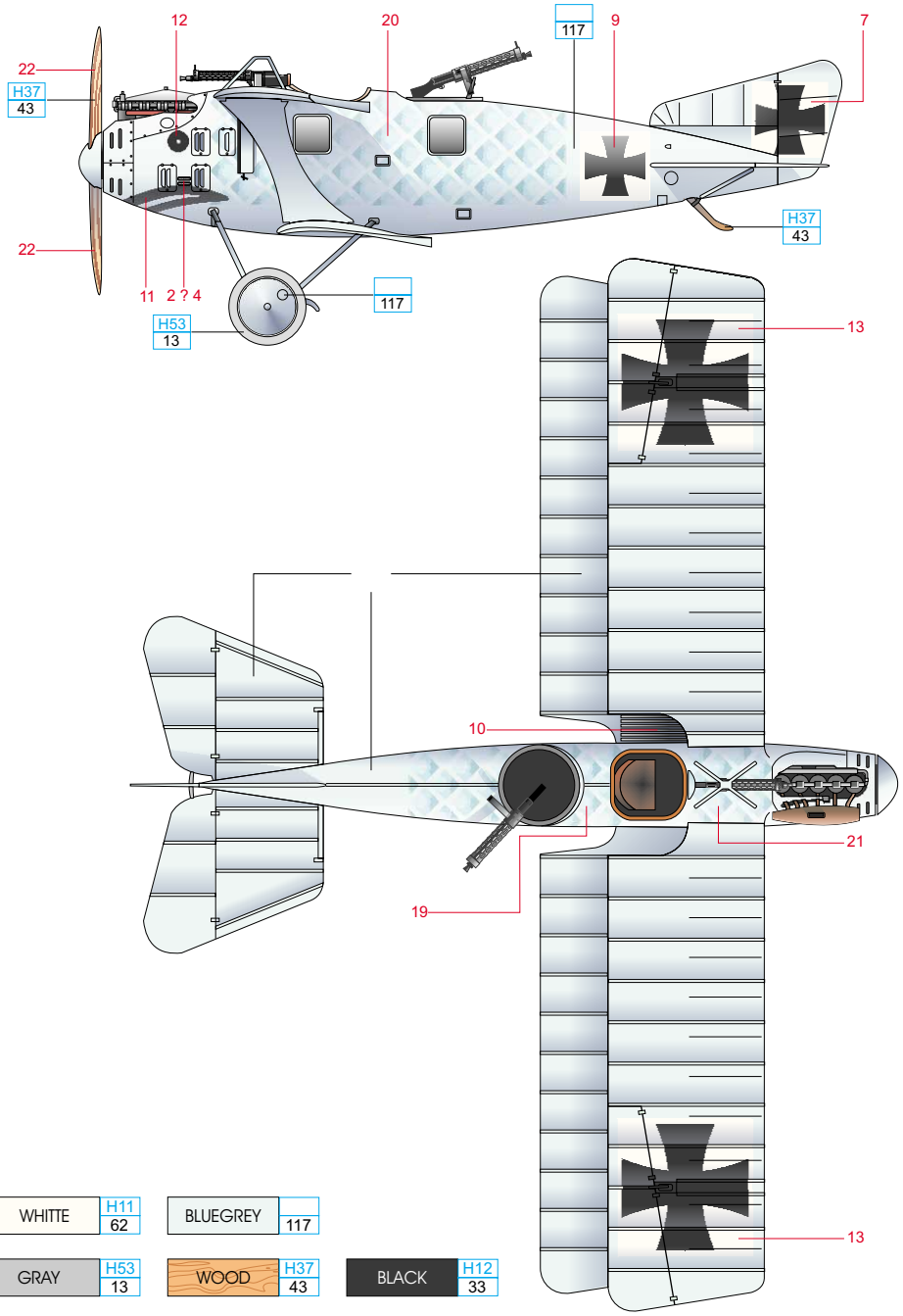

Roland C.II jednotky Feldflieger Abteilung 5b, posádka pilot Leutnant Seibert a pozorovatel Hauptmann Pfleger, západní fronta, podzim 1916. Stroj měl trup namalovaný do zajímavého rybího motivu, který doplňoval jinak poněkud fádní standardní šedo-modrou kamufláž.

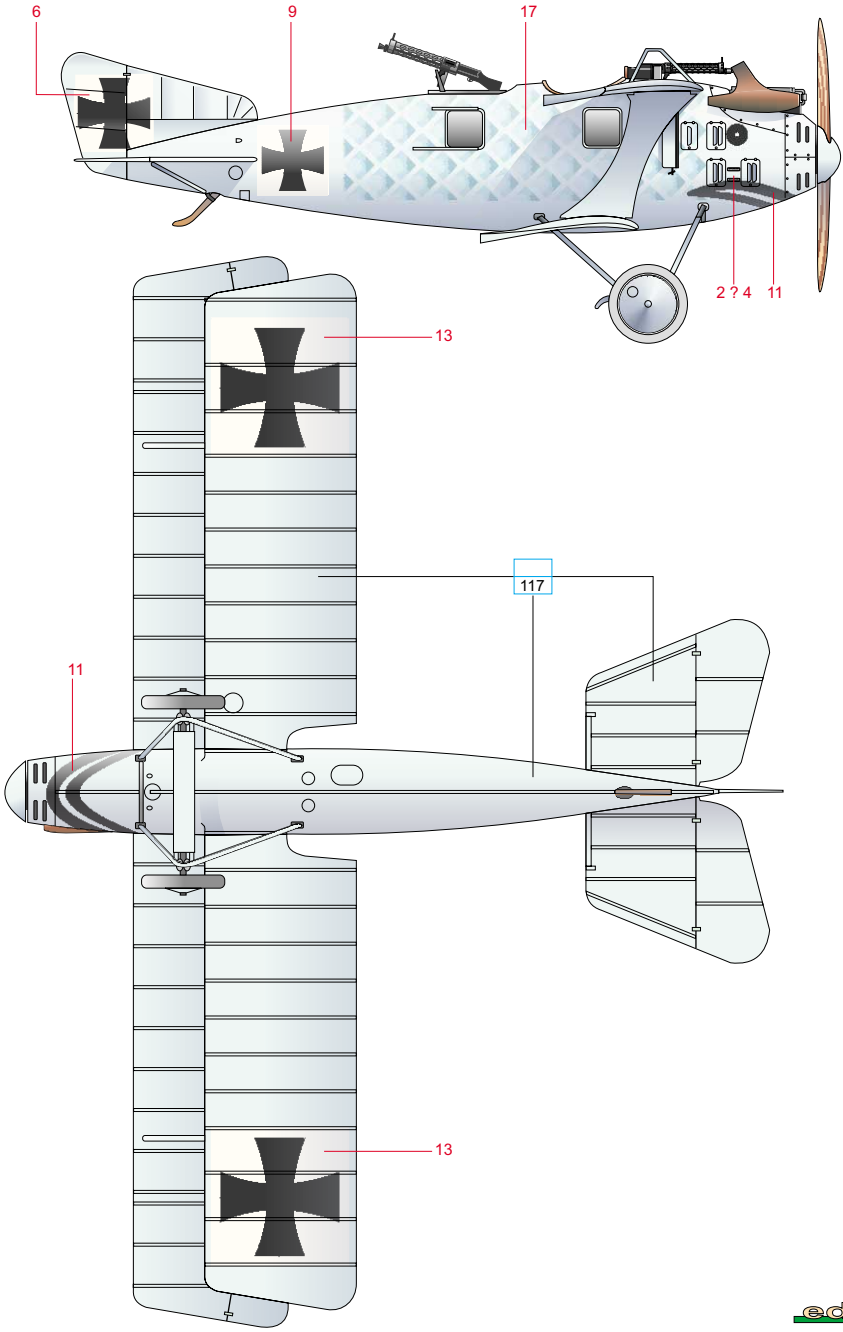

B. Roland C.II, unknown unit

An aircraft without any additonal details known. The bottom wing and tail surfaces are painted with black and white checkboard. This highly visible marking was probably made for an identification purposes. It is unknown, if it was a training machine or if there was another reason for such marking.

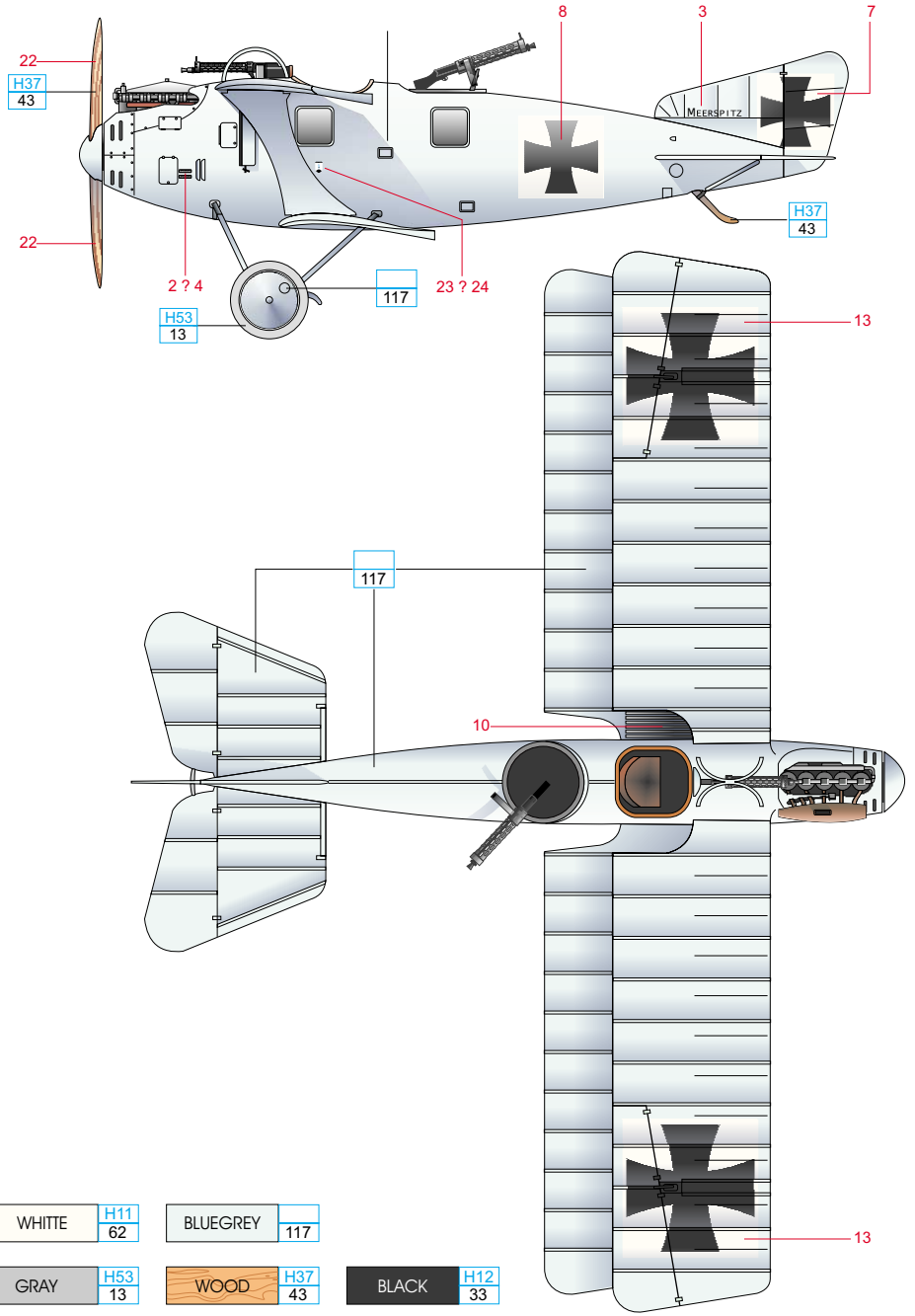
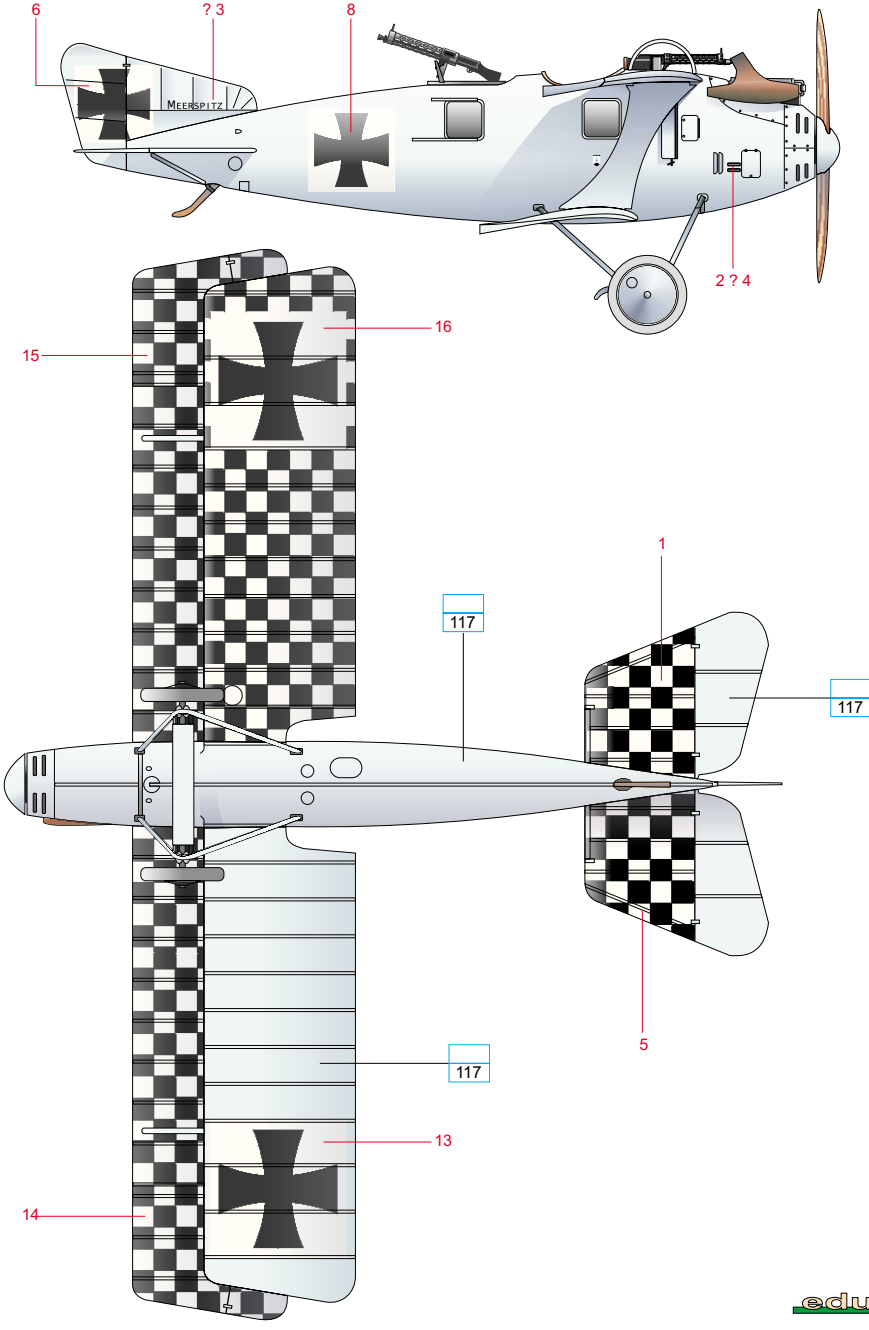
Roland C.II o kterém nejsou známy žádné podrobnosti, nesl na sponí části horních křídel a na spodní části levého spodního křídla nápadný marking v podobě šachovnice. Stejný motiv se opakoval zespodu i na pevné části VOP. Marking měl pravděpodobně usnadnit identifikaci letounu vlastními pozemními jednotkami.