

INFO EDUARD

VOL. 11 • ISSUE 10 • OCTOBER 2011

PHOTO-ETCHED:

P-51D Mustang
152mm ShkH vz.77 DANA
Fw 189 ...

BUILT:

MiG-29A 1/48



BRASSIN

MiG-29 wheels 1/48
MiG-21SMT interior 1/48

HISTORY: DASH FIVE



PE-SETS
EXTRA
4 PAGES

EVENTS:

eday



INFO **EDUARD**

VOL. 11 • ISSUE 10 • OCTOBER 2011

© Eduard-Model Accessories, **2011**

FREE FOR DOWNLOAD, FREE FOR DISTRIBUTION!

This material may only be used for personal use. No part of the text or graphic presentations can be used in another publication in any other media form or otherwise distributed without the prior written permission of Eduard-Model Accessories and the authors involved.

Editorial and Graphics - Marketing department, Eduard-Model Accessories, Ltd.

CONTENTS

4

EDITORIAL



6

KITS

6 MiG-29UB 1/48

7 F6F-5 1/72

8 MiG-21SMT 1/48

10

BRASSIN

MiG-29 wheels 1/48

MiG-21SMT interior 1/48



11

BIG-ED

12

PHOTO-ETCHED



16

RELEASES

October 2011

17

HISTORY

DASH FIVE

20

BUILT

MiG-29A single seater 1/48



22

EVENTS

E-day 2011

26

ON APPROACH

November 2011 releases



eduard

Issued by Eduard Model-Accessories, Ltd.
Mírová 170, Obrnice 435 21
info@eduard.com
www.eduard.com

EDITORIAL



So, where do we begin? How 'bout the new website? In the spirit of Eduard tradition, it has taken a long time. You be the judge of the final result. Its not without some bugs, but that is just a question of some tweaks here and there. Give us a few Eduard month...umm...weeks, and it will run like a finely tuned machine. In addition to final, definitive tuning, we will also incorporate some changes that will make it more functional. This should be done sometime after the new year, by which time we will be certain that there are no hidden problems yet to be discovered.

Besides the new site, we also have another annual E-day behind us. The Butovicka Garage, once again, did not disappoint, if only because we are all used to it by now, or perhaps, the critics buggered off. The overall Galerie Butovice shopping centre has been greatly improved and gained much in dynamics. This is certainly a positive step, and will help us in a determination for next year. The push to October 1st appears to have been a good idea. The thing we're not sure of is the reduction to a one-day format. The length of the 2012 show will be the topic for much discussion in the near future, and I am sure most of you will put in your two cents' worth. Discussions on this theme were started a while back, as on the theme of the 'admission kits', and their potential.

This year's admission kit to the show was a bull's-eye. The MiG-21MF in 1/144 received a lot of positive feedback. It also evoked a lot of speculation over the admissions kit next year, and what other 1/144 kits we might release. Next year's kit is something we'll, naturally keep under wraps until the last moment. All I can say is that next year's will be along the same lines as this year's. What type it will be is something I don't know myself yet, but at least this will certainly help the secrecy thing work pretty well. Otherwise, I know I'd blab it out somewhere. In any case, it will be in 1/144, derived from a larger model.

In the meantime, the small MiG-21 will live as the inauguration of a new Eduard line, or, maybe more accurately, a new incarnation. We decided to use this opportunity to resurrect the dormant 1/144 line, and to initiate a modification of it, ultimately increasing in the line's dynamic. In time, we will be releasing older kits as well as new kits in this scale. The older ones will be brushed off, fixed up, we'll address some of the shortcomings in the forms, add some small details, all in the name of releasing these kits at a standard

where they will not need any photoetched. The desire to release them without the brass is first and foremost to make them simpler, and more friendly to younger modelers. Most will be released as Dual Combo kits to take advantage of offered decal options, where the MiG-21MF had eight. That's not to say that all will have that many in future releases, and I think that the more realistic number will turn out to be five.

The new line is called 'SUPER 44', and will have its official opening in November with the aforementioned MiG-21MF. This will be followed by another two, the MiG-21SMT and 'bis', which will mirror the release order of the 48th scale kits. The next kit in line will be the Ju 52, which will require the noted modifications, and we won't get to those until our 72nd MiG-15 is finished, likely over the second half of next year. Next fall will see a series of new little kits, starting with next year's admissions kit to E-day, and at the end of the year, we'll see the old, albeit rehashed, Stuka.

In November, along with the 1/144th scale kit, we'll see the return of the 48th scale Tempest. At no point in time would I have expected that our good ol' Tempest, at the end of its career, would move the modeling world in such a way. Through the first half of September, we have received another 1800 orders, which is reason to issue another run. I would like to say, again, that this will be the last run, but its tough to be sure about anything, anymore.

To give the Tempest the proper sendoff it deserves, we are reissuing a small series, along with a T-shirt with the inscription 'Clostermann - Charles the Great'. The tees, dubbed TEMPEST PLUS, is available only on our web shop, and if you should like one, do it fast, as we will not be accepting orders beyond October 6th, and the production run will be consistent with that of the orders. When you order, confirm your size. For your information, the total released Tempests for November's second edition will be 2550, including the TEMPEST PLUS. Both items, with and without shirts, will be sent out starting November 1, 2011.

Staying with November kits, its worth also pointing the 48th scale Fokker D.VII MAG in the Weekend Edition. The Austrian version of the Fokker is one of the few allowing the building of the kit without the use of Lozenge markings, which is one of the reasons for its release.

November also sees the release of color aircraft PSP bases.

Since November is a bit off yet, we'll get back to October releases, the intended theme of this newsletter. This month, we are releasing the second version of our rather popular Hellcat, the F6F-5. With respect to the older 48th scale kit, it should be obvious that this concerns the new 72nd scale release. Compared to the F6F-3, this F-5 has a new wings, as did its larger cousin, as well as some minor changes in the interior and the exterior. Most of these, with the exception of the wing, were also included in the dash three. We decided that it was unnecessary

to complicate the molds, and left a lot of the version specific components on the trees in both releases. This includes the small window behind the cockpit, which is a well known difference between older and newer Hellcats. This was not an absolutely defining feature, as most of you will know that initial fives had the same window as the threes.

In the Limited Edition line, we are releasing another alternate version of one we have already offered. In this case, it is the 48th scale MiG-29UB. As was the case with the single-seater, the two-seater is based on the Academy kit, with the addition of our Brass pieces and photoetching, which is by now a proven combination. There are five marking options, the crowning glory of which is a striking Polish aircraft.

The Weekend Edition sees another new member, in the form of the MiG-21SMT. Its good to be able to add a quarter scale item, as our scale alternatives are growing. And that's to say nothing of the potential in 1/72nd scale, for which there has been a surprising strong demand. As shown in the case of the Tempest, the voice of the people matters!

In the case of November releases, I have to report a not-so-pleasant development. We indicated that we would be releasing a Limited Edition Su-27 in November. The kit is intended to be the Academy base kit complemented by our Brassins and photoetching. Academy has informed us of changes and modifications to the forms of the kit in the cockpit area, and we have not yet received a sample of the new moldings to confirm the suitability of our parts. So, as a precaution, we think it wise to hold off on the release until we can confirm that we want to add will actually fit. The new planned release is now January, 2012.

In October, we are offering a list of photoetched sets that should prove to be more attractive than usual. Beginning with 1/32nd, where there is the greatest number of new items, probably the most anticipated and most commented on model of the year, if not of all time, is the Tamiya Mustang. Eduard, on this occasion, cannot stay on the sidelines. To not release any sets for this kit is simply out of the question, and the first sets to be released are in October's offerings. We also took the unprecedented step to move the planned release of the next three sets for this kit, originally slated for November, to October. There are a total of five sets available for the Mustang: seat belts, ammunition bays, engine and interior for initial versions (P-51D-5 to D-15), with this interior set also being offered as a Zoom set, in a slightly simplified form in terms of parts count. The remaining three (or four, depending on how you look at it) sets for this kit (exterior, interior for the D-20 to D-35, and later ammunition bays) will be available in November.

Certainly in the shadow of the Mustang, there is nevertheless the similarly interesting 1/32nd scale project from Revell, in the form of their He 111P. If this will be as successful as the Ju 88 from the same people, then we have something to look forward to. The likelihood that it will



In November Info Eduard we'll bring you an article about the second MiG-21MF, which carried the emblem of Eduard company.

be is very high, as the kit is very nice. We are releasing two sets for this kit in October, the bomb bay and the interior, as well as an interior Zoom set. In November, we'll cap it off with the remaining sets covering the undercarriage and exterior.

That's not the end for 32nd scale this month. Among the offerings already mentioned are a large and version specific modification to the set covering the MiG-23ML from Trumpeter, as well as for the F/A-18E from the same firm. This rounds out what is, without a doubt, a plethora of new offerings for new kits. Still, I can't shake the notion that we have been inundated with kits in this scale over recent times to the point where it may be too much.

In 48th scale, as with the remaining scales, there is less to talk about. What should impress is the first set, for the interior of the Fw 189A-2 from Great Wall Hobby, and two sets covering the seat belts and exterior, for the F-14A Tomcat from Hobby Boss. The two final offerings in this scale this month cover the MiG-27 from Italeri.

1/72nd scale has two topics covered, our own Hellcat, and Fujimi's F-22.

A very interesting item, especially in the eyes of Czech modelers, covered in 1/35th scale, comes in the form of three sets for the Self Propelled Howitzer Type 77 DANA, which was released a while back by Hobby Boss. The fourth set for the month addresses the M3A-1 Scout

Car. We have also continued in the development of sets intended for dioramas, and this month are releasing a set covering kitchen items and utensils, among which items such as frying pans, plates, graters, wall cuckoo clocks, and an assortment of pastries are included. I am looking forward to the day when I see this set utilized in a diorama at a contest. I hope I recognize it!

And, to conclude, ships. October's release list offers up two new sets, for the USS Arizona 1941 version in 1/700 scale, and a set for the 20mm anti-aircraft Oerlikon cannon for American ships in the Second World War in the same scale. In November, the list will be no less interesting. It will complement the October releases, and will have a bearing on the development of Big Ed sets.

Brassin sets in October are covering, for the third time, the cockpit for the MiG-21, this time the -SMT. Maybe I should mention its in 48th scale? Another Brassin set covers MiG-29 wheels from Academy. Of course, that these are usable on our Limited Edition release goes without saying, which is based on the Academy kit.

Apparently, some photographs have been located of the second MiG-21 to carry the Eduard logo, coded 4127. Its an attractive, overall grey bird, that was unfortunately met by an unlucky end. More on this aircraft and its interesting history in the Czechoslovak, and later Czech, Air Force, can be found in the article authored by Karel Cvancara, which, among other things that he is guilty of,

is also responsible for the spraying of the Eduard Knight on both sides of the fin of this aircraft.

I found out why the folks in Brno call us 'Cajzlove', as noted in last month's Newsletter, when I expressed some personal confusion as the meaning and reasons behind it. I always thought it was a bit of a friendly (or not) kick in the nads, but it turns out, it isn't. Apparently, it hails from the German 'der Zeisig', which means Cizek (siskin) or 'Czech', but in an almost slang form, that could perhaps be illustrated if there was an English word something akin to 'Czecher' or the like. It's also a type of small bird, but carries over to indicate 'Czech', with other forms extrapolated from that, one of which is that 'Cajzl'. Originally, it might have been a reference to Brno Czechs used by Brno Germans, and later was picked up by Moravian Czechs when referring to Bohemian Czechs. I would like to thank Dr. Tusin for the etymological enlightenment.

Keep on Modelin'!

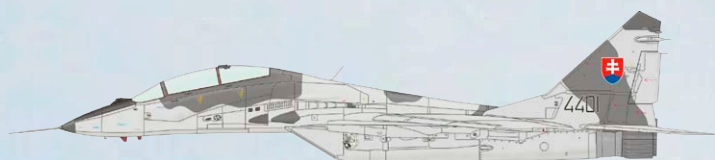
Vladimir Sulc

MiG-29UB LIMITED EDITION

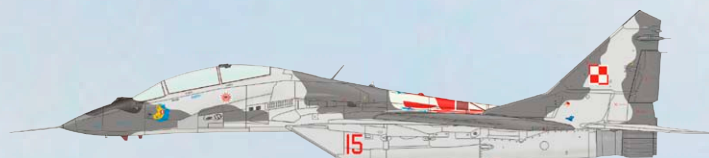
1/48 Cat.No. 1162



MiG-29UB, 31st GvIAP, Zernograd Air Base, Russia, 2006



MiG-29UBS, 1st Fighter Squadron, Sliac Air Base, Slovakia




MiG-29UB, 1st Tactical Air Force Squadron, Minsk Mazowiecki Air Base, Poland, 2009



MiG-29UB, 11th Fighter Regiment, Zatec Air Base, Czechoslovakia, July 1989 to October, 1993



MiG-29UB, Azerbaijan Air Force, Zeynalabdin Tagiyev Air Base, 2007-2011



- ejection seats ■
- rear cockpit interior ■
- antennae and anticollision lights ■
- BONUS: Pilot's Bone Dome with**
- Helmet Mounted Sight**

BUY MiG-29UB 1/48








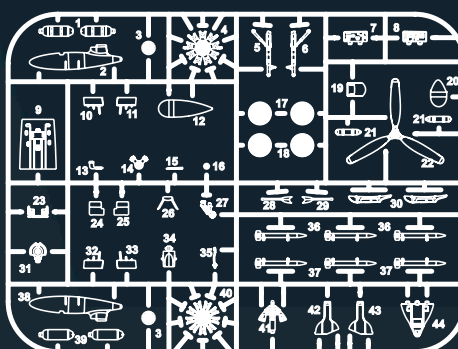
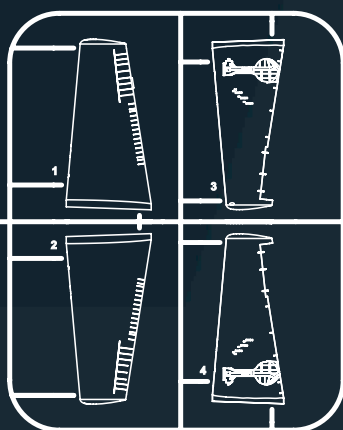
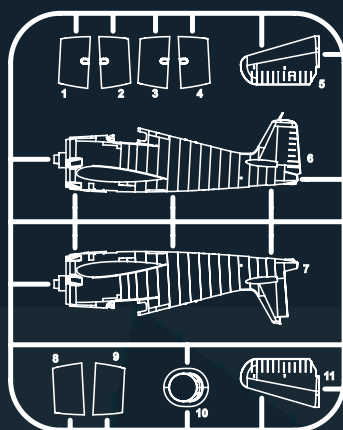
eduard
BRASSIN

F6F-5 ProfiPACK edition

1/72 Cat.No. 7077



-  78 plastic parts
-  4 attractive markings
-  Color photo-etched
-  Express mask



BUY F6F-5 1/72




More information in historical
article on page 17.

MiG-21SMT Weekend edition

1/48 Cat.No. 84129

**MiG-21MT, Serial Number
96.40.15, Dolgoye Ledovo, Russia**

This aircraft can also be currently found at Dolgoye Ledovo, along with White '14', and, among others MiG-21MT 'Blue 11'. It is interesting to note that all three MTs carry different camouflage schemes. The MT was built by the Moscow plant Znamya Truda in 1971. It was derived from the fighter-bomber SMT version, which was a response to the request for greater range by installing the R-13F-300 engine and a greater internal fuel load. The 600 litres of fuel were located in the spine, giving this version its characteristic hunch back appearance. This had the impact by worsening the aircraft's flight characteristics. Although the MT was intended to be an export version, no clients were ever found.

**BUY 84129 MiG-21SMT 1/48**

This plastic kit is 8233 MiG-21SMT
1/48 ProfiPACK


BUY 8233 ProfiPACK



Have you got SMT photo-etched sets?

- 49576** MiG-21SMT interior 1/48
- 48711** MiG-21SMT exterior 1/48
- 48703** MiG-21MF accessories 1/48
- 48704** MiG-21 ladder



eduard
BRASSIN


648038


MiG-21SMT interior

1/48 Eduard


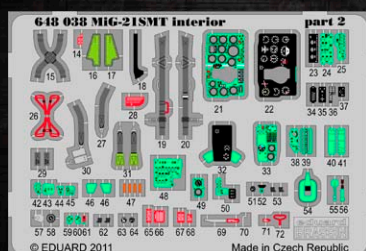
- cockpit with the side panels and back bulkhead
- seat with cushion and headrest
- 3 instrument panel versions (just resin; resin + color PE; PE combination)
- 2 types of gunsight (early and late)
- reflexive glass for the gunsight is made from clear resin
- rudders
- control sticker

BONUS:

- flying helmet ZS-25



1/48




BUY MiG-21SMT interior 1/48



648037

MiG-29 wheels

1/48 Eduard/Academy



1/48

BUY MiG-29 wheels 1/48



BIG ED



32263 MiG-23MF Flogger B exterior (BIG3304)



49525 Bf 109E-4 S.A. (BIG4957)



48696 S-3 exterior (BIG4956)



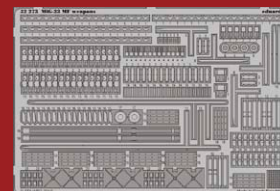
49561 S-3 interior S.A. (BIG4956)

BIG3304 MiG-23MF Flogger B 1/32 Trumpeter

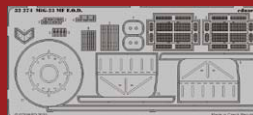
32263 MiG-23MF Flogger B exterior



32273 MiG-23MF weapons



32274 MiG-23MF F.O.D.



32678 MiG-23MF Flogger B interior S.A.



32689 MiG-23 Flogger seatbelts




JX111 MiG-23MF Flogger B



BIG4957 Bf 109E-4 1/48 Airfix

49525 Bf 109E-4 S.A.




EX317 Bf 109E



BIG4956 S-3 1/48 Italeri

48696 S-3 exterior



49561 S-3 interior S.A.




48697 S-3 bomb bay



48698 S-3 undercarriage



49009 Remove Before Flight




EX332 S-3




BIG7270 Ju 188 1/72 Hasegawa

72511 Ju 188 exterior



73370 Ju 188 interior S.A.



CX263 Ju 188



BIG3304 MiG-23MF Flogger B 1/32 Trumpeter



BIG4957 Bf 109E-4 1/48 Airfix



BIG4956 S-3 1/48 Italeri



BIG7270 Ju 188 1/72 Hasegawa



SELECTED



PHOTO-ETCHED

**EXTRA
4 PAGES**




P-51D MUSTANG

32732 P-51D gun bay early 1/32 Tamiya



32731 P-51 Seatbelts 1/32 Tamiya



32712 P-51D interior early ser.5-15 S.A. 1/32 Tamiya



32307 P-51D engine 1/32 Tamiya




For whole actual
Photo-Etched production
see page 16.

PHOTO-ETCHED


17032 USS Arizona 1941 1/700 Hobby Boss



36179 152mm ShkH vz.77 DANA interior 1/35 Hobby Boss



36180 152mm ShkH vz.77 DANA exterior 1/35 Hobby Boss



36187 152mm ShkH vz.77 DANA tool boxes 1/35 Hobby Boss




152mm ShkH vz.77 DANA




PHOTO-ETCHED


32297 F/A-18E armament 1/32 Trumpeter



48708 MiG-27 F.O.D. 1/48 Italeri



32697 F/A-18E avionic bay 1/32 Trumpeter



72517 F-22 bomb bay 1/72 Fujimi



48687 MiG-27 Flogger D exterior 1/48 Italeri



32710 F/A-18E/F formation light 1/32 Trumpeter




73379 F-22 S.A. 1/72 Fujimi




For whole actual
Photo-Etched production
see page 16.

PHOTO-ETCHED


32709 He 111P-1 interior S.A. 1/32 Revell




72523 F6F gun bay 1/72 Eduard




32293 He 111 bomb bay 1/32 Revell




72522 F6F-3 exterior 1/72 Eduard



49565 Fw 189A-2 interior S.A. 1/48 Great Wall Hobby



49565
Fw 189A-2 interior S.A.
1/48 Great Wall Hobby



PLASTIC KITS

7077 F6F-5 Hellcat
1162 MiG-29UB
8412 MiG-21SMT

1/72 ProfiPACK
1/48 Limited Edition
1/48 Weekend

72522 F6F-3 exterior
72523 F6F gun bay
73379 F-22 S.A.
99035 WWII USN 20mm Oerlikon 1/700
32307 P-51D engine
32712 P-51D interior early ser.5-15 S.A.

1/72 Eduard
1/72 Eduard
1/72 Fujimi
1/700
1/32 Tamiya
1/32 Tamiya

PHOTO-ETCHED

17032 USS Arizona 1941 1/700
32280 MiG-23ML F.O.D.
32281 MiG-23ML Flogger G exterior
32293 He 111 bomb bay
32297 F/A-18E armament
32697 F/A-18E avionics bay
32709 He 111P-1 interior S.A.
32710 F/A-18E/F formation light
32723 AV-8 Chaff and Flare dispensers
32731 P-51 Seatbelts
32732 P-51D gun bay early
36179 152mm ShkH vz.77 DANA interior
36180 152mm ShkH vz.77 DANA exterior
36181 M3A-1 Scout Car
36185 Kitchen accessories/kuchyňské potřeby-colour
36187 152mm ShkH vz.77 DANA tool boxes
48706 F-14A exterior
48708 MiG-27 F.O.D.
48709 MiG-27 exhaust
49565 Fw 189A-2 interior S.A.
49575 F-14 seatbelts
72517 F-22 bomb bay

1/700 Hobby Boss
1/32 Trumpeter
1/32 Trumpeter
1/32 Revell
1/32 Trumpeter
1/32 Trumpeter
1/32 Revell
1/32 Trumpeter
1/32 Trumpeter
1/32 Tamiya
1/32 Tamiya
1/35 Hobby Boss
1/35 Hobby Boss
1/35 Hobby Boss
1/35
1/35 Hobby Boss
1/48 Hobby Boss
1/48 Italeri
1/48 Italeri
1/48 Great Wall Hobby
1/48 Hobby Boss
1/72 Fujimi

ZOOMS

33087 Su-25 Frogfoot interior S.A. 1/32
33092 He 111P-1 interior S.A. 1/32
FE565 Fw 189A-2 interior S.A.
SS379 F-22 interior S.A.
SS393 Ki-67 Hiryu Peggy
33097 P-51D Interior early ser.5-15 S.A.

1/32 Trumpeter
1/32 Revell
1/48 Great Wall Hobby
1/72 Fujimi
1/72 Hasegawa
1/32 Tamiya

MASKS

CX296 Meteor F.1 1/72
CX298 Su-33 Flanker D 1/72
EX339 A-4N 1/48
EX340 F3H-2 1/48
EX341 Yak-38/38M 1/48
JX135 F-84E 1/32
JX136 P-51D 1/32

1/72 Dragon
1/72 Hasegawa
1/48 Hasegawa
1/48 Hobby Boss
1/48 Hobby Boss
1/32 Hobby Boss
1/32 Tamiya

BIG-ED


BIG7268 F-16I SUFA
BIG7269 Bf 109G-6
BIG4955 Su-24M FENCER D
BIG5309 PRINZ EUGEN

1/72 Kinetic
1/72 Airfix
1/48 Trumpeter
1/350 Trumpeter

BUY on e-shop Eduard



Comments and input from J&T





DASH FIVE

Eduard team

There are few aircraft types that took part in combat during World War Two, that can be described with such one sided outcomes in terms of kill : loss ratio as the Hellcat. Representing the middle of the Grumman Cat lineage, the Hellcat was a unique type right from its beginnings. Success of its older brother, the Wildcat, which carried on its shoulders the bulk of the strain of the Pacific air war in 1942, prompted the US Navy to give Grumman free reign over the independent development of a new fighter. This type was to act as insurance in the event the concept of the F4U Corsair turned out unsuccessful.

Grumman designers set forth with the design, with emphasis on ease of manufacture, performance and suitability for carrier ops. On the 30th of June, 1941, as Corsair production was initiating, the Navy signed an order for two prototype XF6F-1s, and a star was born. Original expectations centered around development of the proven F4F Wildcat, which was to be dominated by installation of more powerful engines. As such, this eventually evolved into a new fighter altogether. The US Navy also had accumulated combat experience, and was able to incorporate pilot suggestions into the design. The Hellcat was some 60% heavier than the Wildcat, was more heavily armed, had a more powerful engine, was more heavily armored, carried more fuel and was generally of a more robust construction. The first prototype took to the air on June 26th, 1942, and by January, 1943 equipped the first Navy unit, VF-9, on the deck of the USS Essex. The new type

was called Hellcat. The name not only suggested the place to which her enemies would be sent, but was also a play on words. The term in the old west referred to barroom brawlers, and that was what the Navy wanted: a tough fighter with hard fists, that could absorb punishment and had stamina. The Hellcat line didn't result in the most elegant of fighters. It was, after all, over twice as heavy as its main adversary, the Japanese A6M Zero. But

elegance certainly doesn't play a pivotal role in terms of the potential survival of the pilot. It was a fighter first and foremost in every sense of the word, designed around the requirements of the pilot to fulfill the combat mission for which it was designed and he was trained. The initial version, F6F-3, was supplanted by the dash five, which modified the canopy, cowl, bomb racks and droptanks. The first combat engagement of the enemy occurred on September 1st, 1943, when an Emily was flamed by the half inch guns of two Hellcats. Their advantage over Japanese fighters was well demonstrated on February 16th, 1944, when, in the vicinity of Truk, over 100 fighters were claimed in the air and over 150 on the ground for the loss of four aircraft. Five days later, in the Marianas, a further 160 enemy aircraft were destroyed in the air and on the ground. Often one sided combat was documented in the battle for the Philippine Sea that culminated on June 19th, 1944 in the now legendary 'Great Marianas Turkey Shoot', where Hellcat pilots claimed some 350 enemy aircraft destroyed. A further turkey hunt took place be-

tween October 12th and 14th, 1944 over Formosa, seeing the destruction, at the hands of Hellcat pilots, of 300 enemy aircraft for the loss of 27. In October, 1944, the Japanese began to escalate night attacks, bringing on a requirement for night fighters to counter them. USAF P-61s were too far off. Night fighting variants of the Hellcat were introduced in the form of the F6F-3N and F6F-5N, equipped with radar. This new role for the Hellcat first appeared at the end of fall, 1944 during the intensification of kamikaze attacks, that required the interception of unorthodox attacks by aircraft that avoided air to air combat. Other major combat was seen over the Japanese islands over the first half of 1945. Although the Hellcat was progressively replaced by its stablemate F4U Corsair, it served in the combat role up to the end of the war. Under the designation Hellcat F Mk 1 and II, several hundred served with the Royal Navy, notably in the Atlantic covering convoys, and also in the Far East. According to statistics, there were 12275 Hellcats of all versions made. For the loss of 270 of these, Hellcat pilots claimed 5156 kills. That accounts for over half of USN and USMC victories. The Hellcat also became the most successful carrier based fighter in the Pacific in under two years of ops. Lumbering, awkward at first glance, lacking in elegance, barroom brawler – wild, tough, a fearless hulk, able to clear a saloon before turning three times.....that was the Hellcat in the skies over the Pacific.




**'Minsi III', BuNo 70143, CDR. David McCampbell,
USS Essex, October 25th, 1944**

David McCampbell commanded Carrier Air Group 15 and was the most successful fighter pilot in the US Navy. Flying this plane, he managed at least twenty of his 34 kills and twenty ground victories. During the Great Marianas Turkey Shoot on June 19th, 1944, he shot down seven Japanese aircraft,

and a few days later, on October 24th, another nine against a large Japanese numerical advantage. He was twice awarded the Congressional Medal of Honor. 'Minsi III' was lost in December, 1944, in an accident flown by another pilot.

Minsi III




**White 7 'Paper Doll', LT. Carl A. Brown Jr., VF-27,
USS Princeton, October 24th, 1944**

'Paper Doll' was the personal mount of LT.(JG) Robert Burnell. The distinctive sharkmouth markings used on earlier aircraft by the squadron appear here in a simpler form. On October 24th, 1944, during the Battle of Leyte Gulf, LT. Carl A. Brown intercepted a large formation of enemy aircraft at a time when the USS Princeton

had suffered serious damage. During the intercept, Lt. Brown was able to down five of the Japanese aircraft, but was, in the process, hit and injured. He landed on the USS Essex, as the Princeton was out of action. 'Paper Doll' was pushed overboard to make room for other landing aircraft.





White 115, 'Death and Destruction', BuNo 72534, ENS Donald McPherson, Bill Kingston, Jr., and Lyttleton Ward, VF-83, USS Essex, May 5th, 1945



From the end of January, 1945, US Navy aircraft in the Pacific carried striking geometric symbols. Markings such as the hourglass belonged to aircraft of the USS Essex. White 115 also had an emblem consisting of a skull and crossbones and the inscription

'Death and Destruction'. The victory tally painted on the cockpit sides possibly includes the total of the pilots that flew the plane. White 115 was mostly flown by ENS Donald McPherson, Bill Kingston, Jr., and Lyttleton Ward, downing three Alfs and one

Oscar during one of the most concentrated Kamikaze attacks on TF-58 ships on May 4th, 1945. During this event, Ward attained ace status. Note: This aircraft has been documented carrying rocket racks, but are not depicted here.



White 71, LT. Leo Bob McCuddin, VF-20, USS Enterprise, October, 1944

Famous Navy pilot Leo Bob McCuddin flew this Hellcat on many of his combat sorties. He flew F6F Hellcats as a pilot with VF-20 off the USS Enterprise from April, 1944. All five of his kills were gained during his combat tour with VF-20. He participated in the

attack on the 'Fuso' Class battleship and of the sinking of an escorting destroyer during the Battle of the Philippine Sea on October 24th and 25th, 1944. Note: This aircraft has been documented carrying rocket racks, but are not depicted here.



71

BUY 7077 F6F-5 1/72

ProfiPACK

BUY 8222 F6F-5 1/48

ProfiPACK

BUY 8434 F6F-5 1/48

Weekend



MIG-29A

Built by Libor Zatrepašek

MiG-29A 1/48, Limited edition, Cat. No.1157

Camouflage:

MiG-29A, Czech Republic Army Air Force, No.1 Sq., 11th Sqdn., Zatec Air Base, Czech Republic, 1993




48438 MiG-29 F.O.D. 1/48 (Academy)



48437 MiG-29 steers and walkways 1/48 (Academy)






The aircraft with the serial number 2960526377 was delivered from the Soviet Union to the 11th slp. (Fighter Air Regiment) in Zatec AB in late 80's. This was one of ten MiG-29As delivered that were capable of carrying the RN-40 nuclear weapon. This capability was removed from the aircraft to satisfy conditions imposed by international nuclear disarmament agreements. In all, Czechoslovakia took delivery of eighteen single seat and two two-seat MiG-29s from the Soviet Union. In October, 1993, the 11th slp MiG-29s were transferred to Ceske Budejovice to the 1st slp. Over the course of dividing up assets between the Czech Republic and Slovakia in 1993, this aircraft remained in the Czech Republic, and became a part of a controversial agreement that saw the Czech MiGs go to Poland for eleven W-3A Sokol utility helicopters. Today, this aircraft flies with the Polish air force with the bort number '77'.


BUY 1157 MiG-29A 1/48











KITS

NOVEMBER




SUPER44

4425
MiG-21MF Dual Combo!
1/144 SUPER 44



84156
Fokker D.VII MÁG
1/48 Weekend edition



7720
PSP colour
1/72



BIG ED

NOVEMBER

BIG3305 Hawk T1 Mk.53 1/32 Revell
BIG4958 F-111A 1/48 Hobby Boss
BIG4959 Ta 152H 1/48 Hobby Boss
BIG7271 Ju 88G-6 1/72 Hasegawa



648040


eduard BRASSIN

NOVEMBER


648039
F-16 air brakes
1/48 Tamiya

648040
RS-2US / AA-1 Alkali
1/48

648041
Rocket launcher B-8M1
1/48



648039



648041

PHOTO-ETCHED

NOVEMBER

PE-SETS

17031	HMS Hood 1941	1/700	Trumpeter
32283	Spitfire Mk.Vb landing flaps	1/32	Hobby Boss
32289	He 111P-1 exterior	1/32	Revell
32302	P-51D exterior	1/32	Tamiya
32303	Spitfire Mk.Vb exterior	1/32	Hobby Boss
32306	He 111 undercarriage	1/32	Revell
32698	Su-25 Frogfoot interior S.A.	1/32	Trumpeter
32703	Su-25 avionics	1/32	Trumpeter
32705	Spitfire Mk.Vb interior S.A.	1/32	Hobby Boss
32715	P-51D interior late ser.20-35 S.A.	1/32	Tamiya
32721	P-51D gun bay late	1/32	Tamiya
32725	Su-25 seatbelts	1/32	Trumpeter
36169	rushes/rákos II colour	1/35	
36188	M-1097 Cargo Carrier	1/35	Italeri
36190	US Cargo Truck	1/35	Italeri
36191	Defender XD Wolf W.M.I.K.	1/35	Hobby Boss
36193	Defender XD Wolf W.M.I.K. Ammo Boxes	1/35	Hobby Boss
48710	Fw 189 landing flaps	1/48	Great Wall Hobby
48712	Fw 189 exterior	1/48	Great Wall Hobby
48714	Fw 189 surface access S.A.	1/48	Great Wall Hobby
49568	Bf 110D Nachtjager	1/48	Dragon Cyber Hobby

72521	F-22 bomb bay	1/72	Academy
72524	F6F-5 exterior	1/72	Eduard
73391	Bf 110B S.A.	1/72	Airfix
73396	F-22 S.A.	1/72	Academy
73402	Bell 212 UH-1N S.A.	1/72	Revell
73412	F6F-3 interior S.A.	1/72	Eduard
73413	F6F-5 interior S.A.	1/72	Eduard
99029	Railings 45' 3 bars long	1/700	
99033	Railings 2 bar with mesh	1/350	
99037	WWII Bofors AA guns	1/700	
99039	IJN ladders	1/700	
99055	German ship guns WWII 1/700	1/700	

ZOOMS

33091	Spitfire Mk.Vb interior S.A.	1/32	Hobby Boss
33103	P-51D Interior late ser.20-35 S.A.	1/32	Tamiya
FE568	Bf 110D Nachtjager	1/48	Dragon Cyber Hobby
SS391	Bf 110B interior S.A.	1/72	Airfix
SS396	F-22 S.A.	1/72	Academy
SS402	Bell 212 UH-1N S.A.	1/72	Revell
SS412	F6F-3 interior S.A. Weekend	1/72	Eduard




36188
M-1097 Cargo Carrier
1/35 Italeri


36191
Defender XD Wolf W.M.I.K.
1/35 Hobby Boss



17031 HMS Hood 1941
1/700 Trumpeter




32283 Spitfire Mk.Vb landing flaps
1/32 Hobby Boss



32306 He 111 undercarriage
1/32 Revell



48712 Fw 189 exterior
1/48 Great Wall Hobby



73413 F6F-5 interior S.A.
1/72 Eduard





73396 F-22 S.A.
1/72 Academy

eduard





PE-SETS AND MASK FOR P-51D MUSTANG

1/32 Tamiya



NOVEMBER 2011

32302, 32715, 32721, JX136



www.eduard.com